

Intelligent System for Understanding and Monitoring of Health Diseases on Social Media

S. Kiruthika¹, K. Suganthi²

¹M.E Dept of computer science, Arasu Engineering College, Kumbakonam, India

²Assistant Professor, Dept of computer science, Arasu Engineering College, Kumbakonam, India

Abstract: *Online networking has turned into a noteworthy hotspot for breaking down all parts of everyday life. Because of devoted inactive theme investigation techniques. In this work, we are keen on utilizing internet based life to screen individuals' wellbeing after some time. The utilization of tweets has a few advantages including prompt information accessibility at practically no expense. Early observing of wellbeing information is integral to post-factum thinks about and empowers a scope of utilizations. We initially propose the Temporal Ailment Topic Aspect Model (TM-ATAM), another inert model committed to tackling the main issue by catching changes that include wellbeing related points. TM-ATAM is a non-clear augmentation to ATAM that was intended to extricate wellbeing related points. It learns wellbeing related theme changes by limiting the forecast blunder on subject disseminations between continuous posts at various time and geographic granularities. To take care of the second issue, we create T-ATAM, a Temporal Ailment Topic Aspect Model where time is treated as an irregular variable locally inside ATAM. Our examinations on a 8-month corpus of tweets demonstrate that TM-ATAM beats TM-LDA in assessing wellbeing related changes from tweets for various geographic populaces. We inspect the capacity of TM-ATAM to recognize changes because of atmosphere conditions in various geographic locales. At that point show how T-ATAM can be utilized to anticipate the most critical progress and also contrast T-ATAM and CDC (Center for Disease Control) information and Google Flu Trends.*

Keywords: Social media, TM-ATAM, CDC, TM-LDA, Diseases

1. Introduction

Web based life has turned into a noteworthy wellspring of data for dissecting all parts of every day life. Specifically, Twitter is utilized for general wellbeing checking to extricate early pointers of the prosperity of populaces in various geographic locales. Twitter has turned into a noteworthy wellspring of information for early observing and expectation in regions, for example, wellbeing [1], debacle the board [2] and legislative issues [3]. In the wellbeing area, the capacity to display advances for infirmities also, distinguish articulations like "individuals talk about smoking and cigarettes before discussing respiratory issues", or "individuals talk about cerebral pains and stomach throb in any arrange", benefits syndromic observation and helps measure social hazard factors and trigger general wellbeing efforts. In this paper, we detail two issues: the wellbeing change location issue and the wellbeing change forecast issue. To address the location issue, we create TM-ATAM that models transient changes of wellbeing related points. To address the forecast issue, we propose T-ATAM, a novel technique which reveals idle affliction inside tweets by regarding time as an irregular variable locally inside ATAM [4]. Regarding time as an arbitrary variable is critical to anticipating the inconspicuous change in wellbeing related talk on Twitter.

Basic afflictions are customarily observed by gathering information from medicinal services offices, a procedure known as sentinel reconnaissance. Such assets limit observation, most particularly for ongoing criticism. Therefore, the Web has turn into a wellspring of syndromic observation, working on a more extensive scale, close ongoing and at for all intents and purposes no expense. Our difficulties are: (i) distinguish wellbeing related tweets, (ii) decide when wellbeing related exchanges on Twitter changes from one theme to another, (iii) catch diverse such changes for various geographic locales. For sure,

notwithstanding developing after some time, sickness disseminations additionally develop in space. Thusly, to achieve viability, we must carefully model two key granularities, fleeting what's more, geographic. A transient granularity that is excessively fine may result in scanty and fake advances while a too coarse one could miss significant disease advances. Also, a too-fine geographic granularity may create false positives also, a too-coarse one may miss significant advances, e.g., when it concerns clients living in various atmospheres. For instance, talks on sensitivity break at various periods in various states in the USA [4]. Accordingly, preparing all tweets beginning from the USA together will miss atmosphere varieties that influence individuals' wellbeing.

We contend for the need to consider distinctive time granularities for various areas and we wish to distinguish and show the advancement of disease appropriations between various fleeting granularities. While a few inert point demonstrating strategies, for example, Probabilistic Latent Semantic Indexing (pLSI) [5] and Latent Dirichlet Allocation (LDA) [6], have been proposed to viably bunch and arrange universally useful content, it has been appeared devoted strategies, for example, the Ailment Topic Angle Model (ATAM) are more qualified for catching diseases in Twitter [4]. ATAM stretches out LDA to demonstrate how clients express sicknesses in tweets. It accept that each wellbeing related tweet mirrors a dormant affliction, for example, influenza and allergies. Like a point, an illness lists a word conveyance. ATAM additionally keeps up an appropriation over side effects what's more, medicines. This dimension of detail gives a more precise model for inactive afflictions.

Then again, while pLSI and LDA have been appeared to perform well on static records, they can't naturally catch subject development after some time. Transient LDA (TM-LDA) was proposed as an expansion to LDA for mining

Volume 8 Issue 4, April 2019

www.ijsr.net

Licensed Under Creative Commons Attribution CC BY

subjects from tweets after some time [7]. To address the wellbeing progress identification issue, we propose TM-ATAM that consolidates ATAM and TM-LDA. A starter form of TM-ATAM was depicted in a short paper [8]. We appear here that it can catch advances of wellbeing related talks in various locales. Subsequently, the early recognition of an adjustment in talk in Nevada, USA into sensitivities can trigger suitable battles. In each geographic district, TM-ATAM learns change parameters that direct the development of wellbeing related points by limiting the forecast blunder on infirmity appropriations of successive pre-indicated timeframes. Our second issue, the wellbeing change forecast issue, is to naturally decide those periods. We subsequently propose T-ATAM, an alternate and new model that treats time as an arbitrary variable in the generative model. T-ATAM finds idle illnesses in wellbeing tweets by regarding time as a variable whose qualities are drawn from a corpus- explicit multinomial conveyance. Much the same as TM-LDA, TM-ATAM what's more, T-ATAM are not quite the same as powerful theme models [9], [10], [11], as they are intended to learn subject change designs from transiently requested posts, while dynamic theme models center around changing word appropriations of themes after some time. Our trials on a corpus of more than 500K health related tweets gathered over a 8-month time frame, demonstrate that TM-ATAM outflanks TM-LDA in assessing transient point advances of various geographic populaces. Our results can be arranged in two sorts of advances. Stable points are those where a wellbeing related theme is referenced constantly. Single direction advances cover the situation where a few points are talked about after others. For instance, our investigation of tweets from California uncovered many stable themes for example, cerebral pains and headaches. Then again, tweeting about smoking, medications and cigarettes is trailed by tweeting about respiratory sicknesses. This indicates model single direction changes we separated for various states and urban areas on the planet. Such advances are regularly because of outside factors, for example, atmosphere, wellbeing efforts, sustenance and way of life of various world populaces.

Our observational assessment depends on two methodologies: perplexity as a measure to anticipate future diseases, and a correlation against a ground truth. Utilizing perplexity, we appear that by demonstrating advances in the equivalent homogeneous timeframe, TM-ATAM reliably beats TM-LDA in anticipating wellbeing themes in every single social- medium dynamic districts. By beating TM-LDA in foreseeing future wellbeing subjects, we viably demonstrate that it is basic to utilize a devoted technique that isolates wellbeing related points from different subjects. We likewise find that forecast precision for wellbeing subjects is higher while working TM-ATAM on better spatial granularity and shorter timeframes. That could be clarified with progressively centered talk, and consequently less commotion, in better spatio-worldly granularities. T-ATAM is the enormous champ as it to a great extent beats alternate models, TM-LDA and TM-ATAM, in anticipating wellbeing subjects in both US also, non-US districts. At long last, by an examination with CDC "influenza" information (the rates of the positive trial of flu estimated by the Center of Disease Control and Prevention

in the US) and Google Flu Trends information, T-ATAM demonstrates very great connections.

2. Literature Survey

The social network is a branch of data mining which involves finding some structure or pattern amongst the set of individuals, groups and organizations. A social network involves representation of these societies in the form of a graph with the individuals as the vertices and the relationship among the individuals being represented by the edges. Community structure in any given social network gives us an indication of some important pattern which may be hidden on normal analysis, and thus can help us to understand a lot of processes and phenomenon of social networks and communities better. This also helps when someone makes an application using the social network and its communities [11].

The social network is naturally characterized by multiple community memberships. For example, a person usually has connections to several social groups like family, friends, and colleagues; a researcher may be active in several areas. Further, in online social networks, the number of communities an individual can belong to is essentially unlimited because a person can simultaneously associate with as many groups as he wishes. This also happens in other complex networks such as biological networks, where a node might have multiple functions [16].

The society, is possible to find groups, such as families, co-workers' circle, friendship circles, villages, and town that naturally form. Similar to this, in an online social network, we can find virtual groups, which live on the web. For example, in World Wide Web it will help to optimize the Internet infrastructure in a purchase network it can boost the sell by recommending appropriate products and in computer network it will help to optimize the routing table creation. Again, identifying special actors in the network is also a motivating force behind community detection [24].

The Modularity-based community detection methods aim to find a hard partition of a given network, where a vertex can belong to only one community. However, a person usually has different involvements in several communities, e.g., splitting time between a circle of friends, a club, and her family. Thus, it is common to see that communities of a real- world social network tend to be overlapping. Since social network players can have partial belongingness to multiple communities in real world networks, fuzzy partitions are appropriate [13].

The Social media networks provide people with the ability to ensure complete connectivity, bringing people with common interests together, creating a platform to share one's life experiences with the rest of the world. A few examples for types of social media are websites and applications concerned with discussion forums, blogging, social networking, social bookmarking, and audio and video conferencing where it is used in both web and mobile applications, thus enhancing knowledge sharing among people [17].

3. Methodology

The health transition detection problem and the health transition prediction problem. To address the detection problem, TM-ATAM that models temporal transitions of health-related topics. To address the prediction problem, a novel method which uncovers latent ailment inside tweets by treating time as a random variable natively inside ATAM. Treating time as a random variable is key to predicting the subtle change in health-related discourse on Twitter and To detect transitions due to climate conditions in different geographic regions. Therefore, to attain effectiveness, we must carefully model two key granularities, temporal and geographic.

This functions has four phases;

- User Registration and identification
- User Personal Details and Health Record
- TM-ATAM
- Health Transition and Detection Problems

Phase-1:

In this phase client need to enlist their subtleties to enter the following stage of the login page. After Login User give their present area as per their living territories and other individual subtleties for the confirmation reason just and the administration will give the greater security about it. Both the administrator and User would enlist with the indicate key to see or adjust the information.

Phase-2:

Client need to enter their Personal subtleties and wellbeing record and etc. In wellbeing record subtleties client enter their wellbeing condition and side effects and etc. The whole subtleties of the client wellbeing record will be increasingly secure and in the fundamental of client human services security. The key will produce for every client's Health record. It will Share on Social Media by means of Pubic and Personal and the information will see or change by the beneficiary.

Phase-3:

TM- ATAM that models transient advances of wellbeing related themes. To address the expectation issue, propose a T- ATAM, is the novel technique which reveals inactive affliction inside tweets by regarding time as an irregular variable locally inside ATAM. Our second issue, the wellbeing change forecast issue, is to naturally decide those periods. TM- ATAM outflanks TM- LDA in evaluating worldly subject advances of various geographic populaces. Our outcomes can be grouped in two sorts of changes. Stable points are those where a wellbeing related theme is referenced continuously. The change learning issue and clarify how we fathom it utilizing TM-ATAM. Calculation 1 contains the means of our answer. It has two fundamental parts: change point recognition and progress learning. Change point are distinguished and after that proceed to indicate how this last advance will be utilized to foresee the development of infirmity subject circulation over the long haul inside homogeneous time spans just as wellbeing topical advances.

Phase-4:

The wellbeing progress forecast issue, is to consequently decide those periods. Thus propose T- ATAM, an alternate and new model that regards time as an irregular variable in the generative model. Detection is tended to with TM- ATAM, a granularity-based model to direct locale explicit investigation that prompts the ID of timeframes and portraying homogeneous sickness talk, per district

Algorithm

1. Estimate number of patients assigned to each node $\partial = +1$
2. For $t=1$ to N_t (in parallel)
// total number of value t with initializing//
3. If $t=1$ then start row chunk $\mu=0$
// total value implies 1 then it starts to block//
4. Else use binary search to determine μ such that $u \neq t$ nonzero appear before the disease noticeable
// using the binary search to detecting the value of cured disease//
5. End if
6. If $\partial == N_t$ then End of row chunk $k=0$
// the value of N destination with un humour disease//
7. Else use binary search to determine r such that t_{zf} nonzero appear before the $(k+1)^{th}$ row
// use of zeros and ones to reach the consultants by doctor//
8. End if
9. Compute $Y(\alpha, k, 0) < \dots A(t, k, \infty)^t$ N using a sequential implementation
// computation of value with sequencing patients//
10. End for

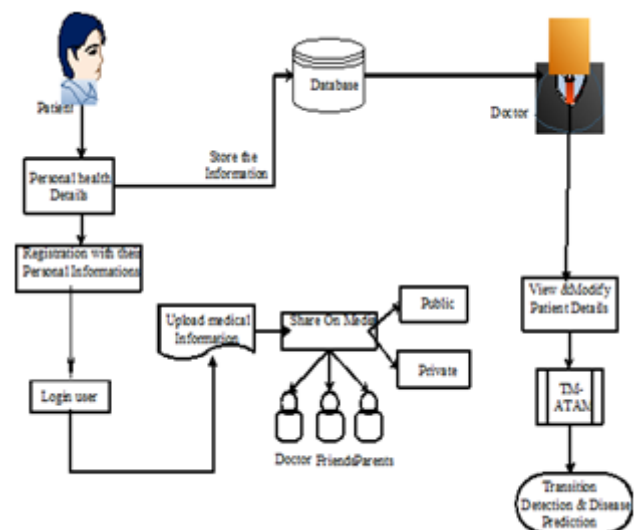
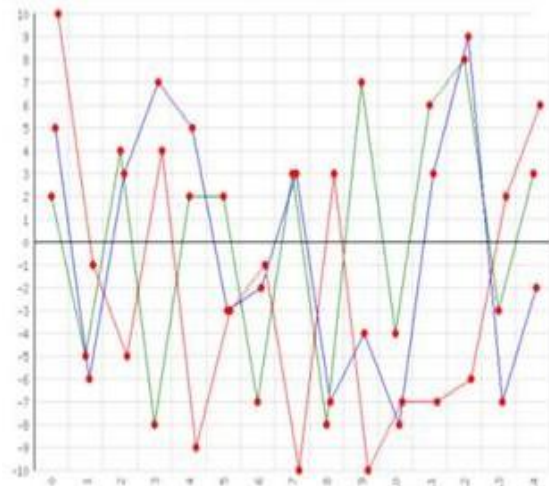


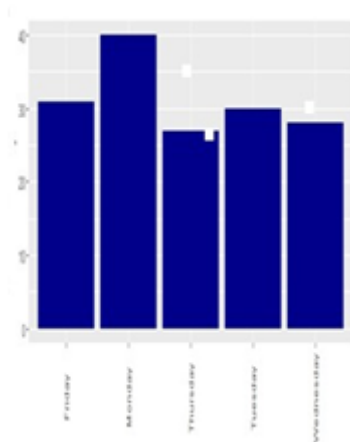
Figure 1: Workflow

4. Result and Discussions

The following efficiency report shows the network structures are much more mind boggling, in actuality: the system is colossal, the quantity of vertices in different systems are specific and there is wonderful differentiation between middle points' degree. The systems benchmark controls the lucidity of the system structure. With the expansion of network in the structure of system becomes vague, and the detection of diseases becomes more difficult.



Graph 1: Comparing with existing



Graph 2: Efficiency

5. Conclusion

To uncover ailments over time from social media. To formulated health transition detection and prediction problems and proposed two models to solve them. Detection is addressed with TM-ATAM, a granularity-based model to conduct region-specific analysis that leads to the identification of time periods and characterizing homogeneous disease discourse, per region. Prediction is addressed with T-ATAM, that treats time natively as a random variable whose values are drawn from a multinomial distribution. The fine-grained nature of T-ATAM results in significant improvements in modeling and predicting transitions of health-related tweets. This approach is applicable to other domains with time-sensitive topics such as disaster management and national security matters.

6. Future Enhancement

In the future, the work can be extended to position that the use of an OSM platform would allow flexible application development and modifications, reduce the costs of systems, and allow fine-grained control of security & privacy for a future Health system. We believe that the use of OSMs would enable the collection of patient-generated data for personal and ubiquitous healthcare in a future Health scenario, exploiting existing infrastructure to reduce

costs, improve application development and allow scalability of solutions.

References

- [1] L. Manikonda and M. D. Choudhury, "Modeling and understanding visual attributes of mental health disclosures in social media," in Proc. CHI Conf. Human Factors Comput. Syst., 2017, pp. 170–181.
- [2] S. R. Chowdhury, M. Imran, M. R. Asghar, S. Amer-Yahia, and C. Castillo, "Tweet4act: Using incident-specific profiles for classifying crisis-related messages," in 10th Proc. Int. Conf. Inform. Syst. Crisis Response Manag., 2013.
- [3] T. Davidson, D. Warmsley, M. W. Macy, and I. Weber, "Automated hate speech detection and the problem of offensive language," in Proc. 11th Int. Conf. Web Social Media, 2017, pp. 512–515.
- [4] M. J. Paul and M. Dredze, "You are what you tweet: Analyzing twitter for public health," in Proc. Int. Conf. Weblogs Social Media, 2011.
- [5] T. Hofmann, "Probabilistic latent semantic indexing," in Proc. Annu. Int. ACM SIGIR Conf. Res. Develop. Inf. Retrieval, 1999, pp. 50–57.
- [6] D. M. Blei, A. Y. Ng, and M. I. Jordan, "Latent dirichlet allocation," *J. Mach. Learn.*, vol. 3, pp. 993–1022, 2003.
- [7] Y. Wang, E. Agichtein, and M. Benzi, "TM-LDA: Efficient online modeling of latent topic transitions in social media," in Proc. ACM SIGKDD Int. Conf. Knowl. Discovery Data Mining, 2012, pp. 123–131.
- [8] S. Sidana, S. Mishra, S. Amer-Yahia, M. Clausel, and M. Amini, "Health monitoring on social media over time," in Proc. 39th Int. ACM SIGIR Conf. Res. Develop. Inf. Retrieval, 2016, pp. 849–852.
- [9] D. M. Blei and J. D. Lafferty, "Dynamic topic models," in Proc. Int. Conf. Mach. Learn., 2006, pp. 113–120.
- [10] C. X. Lin, Q. Mei, J. Han, Y. Jiang, and M. Danilevsky, "The joint inference of topic diffusion and evolution in social communities," in Proc. 11th Int. Conf. Data Mining, 2011, pp. 378–387.
- [11] C. C. Aggarwal and H. Wang "A survey of clustering algorithms for graph data. *Managing and Mining Graph Data*" Springer pages (2010). p.p 275–301.
- [12] Campello., R. J. G. B. 2010. "Generalized external indexes for comparing data partitions with overlapping categories". *Pattern Recogn. Lett.* P.P:966–975.
- [13] C. Liu, J. Liu, and Z. Jiang, "A multiobjective evolutionary algorithm based on similarity for community detection from signed social networks," *IEEE Trans. Cybern.*, vol. 44, (2014) pp. 2274–2287.
- [14] Delel Rhouma a, Lotfi Ben Romdhane "An efficient algorithm for community mining with overlap in social networks" *Elsevier* (2014) p.p: 4309-4311.
- [15] D. S. Bassett "Robust detection of dynamic community structure in networks," *Chaos Interdiscipl. J. Nonlin. Sci.*, vol. 23, (2013) P.P:66–67.
- [16] David Lusseau and M. E. J. Newman "Identifying the role that animals play in their social networks" *The Royal Society* (2015).. p.p: 477–481.
- [17] Daniel Gómez, J. Tinguaro Rodríguez, Javier Montero, Javier Yáñez "Fuzzy Community detection based on grouping and overlapping functions" *16th World*

- Congress of the International Fuzzy Systems Association (IFSA) 9th Conference of the European Society for Fuzzy Logic and Technology (EUSFLAT) (2015) p.p:1514-1516.*
- [18] E. Eaton and R. Mansbach, "A spin-glass model for semi-supervised community detection," in *Proc. AAAI Conf. Artif. Intell., Toronto, ON, Canada, , (2012) pp. 900–906.*
- [19] E. M. Airoldi, D. M. Blei, S. E. Fienberg, and E. P. Xing, "Mixed membership stochastic block models," *J. Mach. Learn. Res., vol. 9, (2008) pp. 81–90.*
- [20] Er t o G, Gandon F, Buffa M. Semtagp: "Semantic community detection in folksonomies". In: *Proceedings of the IEEE/WIC/ACM International Conferences on Web Intelligence and Intelligent Agent Technology, , IEEE Computer Society, (2011) p.p 324–331.*
- [21] H.-W. Shen and X.-Q. Cheng, "Spectral methods for the detection of network community structure: A comparative analysis," *J. Stat. Mech. Theory Exp., vol. no. 10, (2010) p.p: 10–16.*
- [22] Harish Kumar Shakya, Kuldeep Singh, Bhaskar Biswas "Improved Genetic Algorithm for fuzzy overlapping community detection in social networks" *International Journal of Advanced Computational Engineering and Networking, IRAJ (2017) p.p:27-29.*
- [23] Jianhai Su and Timothy C. Havens, "Quadratic Program- Based Modularity Maximization for Fuzzy Community Detection in Social Networks" *IEEE Transactions on Fuzzy Systems (2015) p.p:1-4.*
- [24] J. Huang, H. Sun, Q. Song, H. Deng, and J. Han. "Revealing density-based clustering structure from the core- connected tree of a network", *IEEE Computer Society (2013) p.p :1876–1889.*
- [25] J. and Szymanski, B. K. "Towards linear time overlapping community detection in social networks". *The 16th Pacific-Asia Conference on Advances in Knowledge Discovery and Data Mining (PAKDD'12). (2012). p.p: 25– 36.*
- [26] Jierui xie, Stephen Kelley, Boleslaw K. Szymansk "Overlapping Community Detection in Networks: The State- of-the-Art and Comparative Study" *ACM Computing Surveys, (2013) p.p: 43–45.*
- [27] K.D.B.H. Subasinghe, S.R. Kodithuwakku "A Big Data Analytic Identity Management Expert System for Social Media Networks" *IEEE International Conference on Electrical and computer Engineering (2015)p.p:19-20*
- [28] Liang Yang, Xiaochun Cao, Di Jin, Xiao Wang, and Dan Meng "A Unified Semi-Supervised Community Detection Framework Using Latent Space Graph Regularization" *IEEE transactions on cybernetics (2016) p.p: 1–4.*
- [29] Lee, C., Reid, F., Mcdaid, A., and Hurley, N. "Detecting highly overlapping community structure by greedy clique expansion". *International Conference on Knowledge Discovery and Data Mining (SNA/KDD'1 (2010). 0). p.p 33–42.*
- [30] Mcdaid, A. and Hurley, N. "Detecting highly overlapping communities with model-based overlapping seed expansion". *The International Conference on Advances in Social Networks Analysis and Mining (ASONAM'10). (2010) p.p 112–119.*
- [31] Plant  M, Crampes "M. Survey on social community detection. In: *Social Media Retrieval Computer Communications and Networks". Springer (2013),p.p: 65–85.* [32]. Punam Bedi and Chhavi Sharma "Community detection in social networks" *WIREs Data Mining Knowl Discovery (2016) p.p: 115-118.*
- [32] Rundong Du1 , Da Kuang , Barry Drake and Haesun Park "Hierarchical community detection via rank-2 symmetric nonnegative matrix factorization" *Springer (2017) p.p: 1-26.* [34]. Suman Kundua, Sankar K. Pala "Fuzzy-Rough Community in Social Networks" *Elsevier(2015) p.p:1-3.* [35]. V. E. Lee, N. Ruan, R. Jin, and C. Aggarwal. "A survey of algorithms for dense subgraph discovery Managing and Mining Graph Data", *Springer, (2010) p.p 303–336*