

A Study on Necessity of Computer Education at Higher Secondary Level

Neelima Gupta¹, Digree Lal Patel²

¹Assistant Professor, Disha College of Management Studies Raipur, Chhattisgarh, India

²Assistant Professor, Maharaja Agrasen International College Raipur, Chhattisgarh, India

Abstract: Education is the milestone of the society. The way as needed by a society education becomes in the same way. Due to Globalization our competition has been reached at world-class. For the development of the nation, education system should also be developed. The inventions of new- new experiments, researches, mechanical equipments have made the education system easier and simple. At present, with common and specialized subjects. Computer education has also been important through which the knowledge of all the subject can be get easily. Therefore, to get the increasing information in less time, computer works as equipment. Therefore, computer education has its own special importance and contribution. All the teachers and students should have knowledge of this. In the submitted research paper, conclusions have been reached after studying the interests of teachers and students for necessity of computer education.

Keywords: Education, Computer Education, Mechanical Equipments, Inventions

1. Preface

The aim behind education process is overall elopement i.e. physical, mental and spiritual development a child by ensuring the desirable change in his/her habits. So that, he/she may become a welfare member of own family and society and may redeem his/her responsibilities of life with ability and efficiency. In the present are, education is based a science technology. Today in this scientific era science as been entered so much in our daily life that no one is untouched its achievement. To fulfill the human desire and wants there is a need of root changes in the course and educational techniques. We must provide the knowledge related a all the areas or fields, to the students of each subject. Through which the all- round development of a child can be possible students with their subject should have the knowledge related a new technical & mechanical equipments and new researches. On the submitted research paper, a study has been done on the stress of students and teachers toward the necessity of computer education.

2. Objective of Study

Each and every study has a fixed goal or aim or purpose:- study of interests of teachers for the necessity of computer education in urban and rural School at Higher secondary level.

Study of interests of students for the necessity of computer education in urban and rural. School at Higher secondary level.

3. Hypothesis of Study

After the purposes, creation or design of hypothesis is enquired. In absence of hypothesis the clear facts, related to the problems, may not be obtained . therefore the following hypothesis is given:

- 1) Significant differences will be found in the interests of teachers for the necessity of computer education in urban and rural Schools at Higher
- 2) Significant differences will be found in the interests of students for the necessity of computer education in urban and rural Schools at Higher secondary level.
- 3) Significant differences will be found in the interests of boy and girls students for the necessity of computer education in urban and rural Schools at Higher secondary level.
- 4) Significant differences will be found in the interests of male and female Students for the necessity of computer education in urban and rural Schools at Higher secondary level.

4. Research Methodology

Selection of Sampling

For the study of submitted research, the urban and rural Schools of Raipur City have been selected.

Selected Research Method

On the basis of nature of research and for the confirmation or endorsement of hypothesis survey method has been used or adopted:

In the submitted Research Paper, Five urban and five rural School of Raipur City were selected on the basis of "Random sampling Method". And out of 10 schools, 50 teachers and 100 students (boys & girls) were selected on the basis of "Random sampling Method"

Tools Contraction

In the submitted Research paper, self-made questionnaire creation has been given. "Computer Education Interest scale" In this scale, experiment/ exercise of 30 statements in mentioned under which out of Agree, Disagree & Neatral (Indifferent) tick mark () was marked on any one and on each option fruit score 2, 1 and 0 marks have been given.

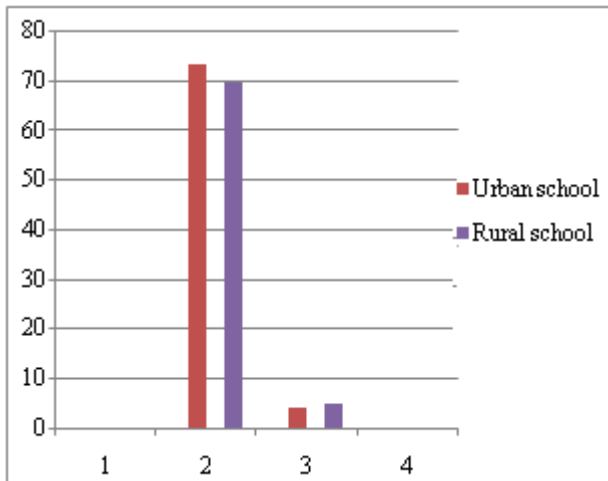
Statistical Application

By collecting the providences to reach to the conclusion by their analysis and interpretation use of statistical method in mandatory. Therefore, in this research use of T-value of Mean, Standard Deviation has been given.

Hypothesis 1: Significant differences will be found in the interests of teachers for the necessity of computer education in urban and rural Schools.

Table 1: Measurement of Interest of Teachers

Marks Obtained School	No. of Students	Mean	Standers Deviation	T-Value
Urban School	25	73.28	3.86	3.16
Rural Schools	25	69.36	4.92	



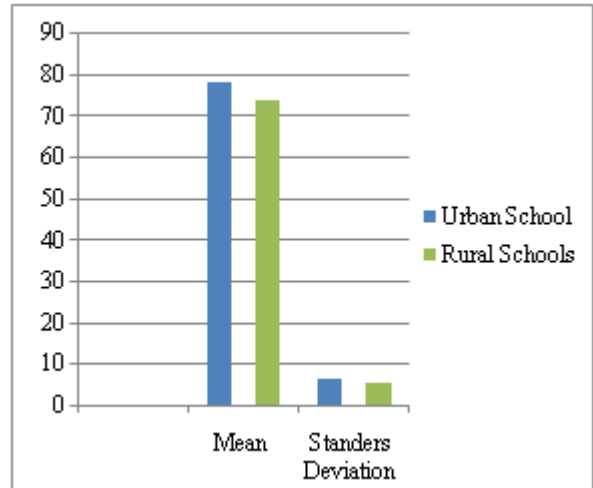
Towards Computer Education

Interpretation : By analysis of the above Table No 1.0 it Clear that Mean and standard Deviation of urban School Teachers were found as 73.28and 69.36 respectively. An mean and standard Deviation on rural School Teachers were found as 3.86 & 4.92 respectively and T-Value of both was found3.16. The value 48 of frequency Degree (df) value of significance level obtained marks of T- Value 0.05 is 2.01 and the value of meaningful level 0.01 is 2.68. So it clear through analysis that the table value obtained marks T value was found more than 0.05 levels. Therefore significant differences will be found in the interests of teaches for the necessity of computer education in urban and rural schools. Therefore, Hypothesis 1.0 is accepted.

Hypothesis 2: Significant differences will be found in the interests of students for the necessity of computer education in urban and rural Schools at Higher secondary level.

Table 1.1: Measurement of Interest of Students

Marks Obtained School	No. of Students	Mean	Standers Deviation	T-Value
Urban School	50	78.2	6.28	3.67
Rural Schools	50	74.16	5.35	



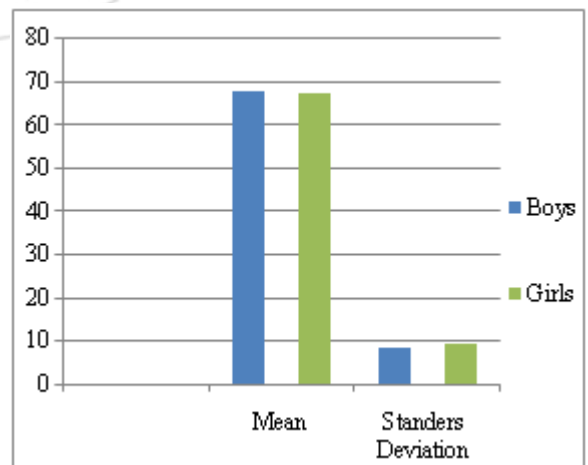
Towards Computer Education

Interpretation: By analysis of the above Table No 1.1 it Clear that Mean and standard Deviation of urban. School students were found as 78.2& 6.28 respectively. And mean and standard Deviation of rural School students were found as 74.1& 5.35 respectively and T-Value of both was found3.67. The value 98 of frequency Degree (df) obtained marks of T- Value the value of significance level 0.05 is 1.98 and the value of significance level 0.01 is 2.63 which were found more than the obtained marks T value at 0.5 and 0.01 meaningful levels. Therefore significant was found in the interests of students for the necessity of computer education in urban and rural School student . Therefore Hypothesis 1.1 is accepted .

Hypothesis 3: Significant differences will be found in the interests of boy and girls students for the necessity of computer education in urban Schools.

Table 1.2: Measurement of Interest of Boy & Girl Students of urban schools

Marks Obtained School	No. of Students	Mean	Standers Deviation	T-Value
Boys	25	67.68	8.4	.0645
Girls	25	67.52	9.2	



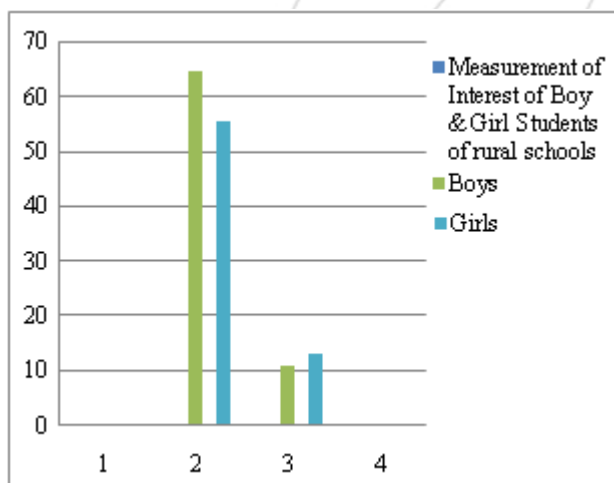
Urban School towards Computer Education

Interpretation: By analysis of the above Table No 1.2 it is Clear that Mean and standard Deviation of urban School boy students were found as 67.68 & 8.4 respectively. And mean and standard Deviation of urban School girls students were found as 67.52 & 9.2 respectively and T-Value of both was found 0.645 The value 48 of frequency Degree (df) obtained marks of T- Value the value of significance level 0.05 is 2.01 and the value of significance level 0.01 is 2.68 therefore T value was found more than the obtained marks at 0.5 and 0.01 signification levels. Therefore significant differences were found in the interests of boy and girls students for the necessity of computer education in urban schools Therefore Hypothesis 1.2 is accepted

Hypothesis 4: Significant differences will be found in the interests of boy and girls students for the necessity of computer education in Rural school.

Table 1.3: Measurement of Interest of Boy & Girl Students of rural schools

Marks Obtained School	No. of Students	Mean	Standers Deviation	T-Value
Boys	25	64.56	11.1	2.68
Girls	25	55.44	13.1	



Measurement of Interest of Boy and Girls students of rural School Towards Computer Education

Interpretation: By analysis of the above Table No 1.3 it is Clear that Mean and standard Deviation of rural School boy students were found as 64.56 & 11.1 respectively. And mean and standard Deviation of rural School girls students were found as 55.44 & 13.1 respectively and T-Value of both was found 2.68 The value 48 of frequency Degree (df) obtained marks of T- Value 0.05 at significance level. Value is 2.01 and the value of 0.01 at significance level is 2.68 therefore T value obtained marks at 0.5 and 0.01 were found less at signification levels. Therefore significant differences were not found in the interests of boy and girls students for the necessity of computer education in rural schools at higher secondary level. Therefore Hypothesis 1.3 is not accepted

5. Conclusions

On the basis of analysis & interpretation of providences the following conclusion were obtained:-

- 1) Significant difference was found in the interests of teachers of urban and rural School for the necessity of computer education. So more interest towards computer education will be found urban School Teachers.
- 2) Significant difference was found in the interests of students of urban and rural School for the necessity of computer education. So, more interest towards the necessity of computer education will be found urban School Teachers.
- 3) Significant difference was found in the interests of boy & girls students of rural School for the necessity of computer education. So more interest towards the necessity of computer education will be found urban School Students.
- 4) Significant difference was found in the interests of boy & girls students of urban School for the necessity of computer education.

6. Suggestions

- 1) Students of rural Schools should be provided opportunity to use the computer more & more .
- 2) To create a positive interest towards computer education, the school management should always be forward.
- 3) Time to time, Computer Education Seminars should be organized in urban and rural Schools.
- 4) Present computer education system should be modified according to the interest of student.
- 5) To enrich or raise the quality of education proper and improved knowledge should be provided to the teacher also.

References

- [1] Agrawal J.C. (2003) Rashtriya Sikha Neeti, Prabhat Publication, new Delhi.
- [2] Mathur S.S. Siksha Manovigyan Vinod Pustak Mandir Agra.
- [3] Bhai Yogendra Jeet, Siksha Mein Navachar Aur Naveen Pravrittiyan.
- [4] Kapil H.K. (1966-67) Anusandhan Vidhiyan, Bhargav Publication Agra.
- [5] Pasi B.K. & Mahapatra B.C. (1999) Computer & Control Learning First Edition, National Psycho Corporation Kutchery Ghat Agra.