

# Frustration Level of Residential School Students – An Analysis

P. Jayachandran<sup>1</sup>, Dr. P. Suresh<sup>2</sup>

<sup>1</sup>Ph.D, Research Scholar

<sup>2</sup>Principal

**Abstract:** *The research study focussed on the frustration level of residential school students in Chennai district. Survey method is employed to collect the data through questionnaire by adopting random sampling technique. The sample size of the study is 132. The main objectives of the study are, to assess the level of frustration among residential school students, to find out the relationship between the dimensions of frustration. The major findings of the study show that residential school students have high level of frustration. There is a significant positive correlation between the dimensions of frustration.*

**Keywords:** Frustration

## 1. Introduction

The frustration level has been gradually increasing among the school students. This is due to the lack of guidance and role models. Their problem solving ability and the adjustment behaviour has also found to be lacking among the school students. The learners with the frustration cannot discharge their role effectively to the society. Moreover their ambition and the achievement nature have also be in vain. Therefore the individuals have to be treated effectively with the values and guidance such that their frustration level will be gradually decreased. The research topic has been dealt with the remedial measures to be adopted to overcome the level of frustration.

## 2. Need and Significance of the Study

The primary goal of the research is to establish the frustration level of residential school students. Frustration level on the part of residential school students and also adolescents is considered to be one of the most leading public concerns. It is the responsibility of the educationists, parents and the care takers to imbibe social – values among juveniles. The victims of crime and delinquency often suffer high physical and psychological pain as well as financial loss. Where crime and delinquency rates are high, fear and distrust may rule roost. Given the diversity and gravity of these problems, there is an urgent need for strategies to combat such a complex social phenomena such as deviant behaviour.

## 3. Operational Definition

### Frustration

Frustration in humans results from interactions between persons and their environment that are perceived as straining or exceeding their adaptive capacities and threatening their well-being. Frustration is an unpleasant state of inner turmoil, often accompanied by nervous behaviour.

### Objectives of the study

1. To assess the level of frustration among residential school students.

2. To find out the relationship between the dimensions of frustration.

### Hypotheses of the Study

There is a significant relationship between the dimensions of frustration.

### Methodology and Area of Investigation

Survey method is employed to collect the data by adopting random sampling technique. The sample of the study is 132. The area of study is around Chennai district of Tamil Nadu. It was considered that this approach to the collection of data would render the results of study more realistic and in tune with ground realities.

### Sample for the main study

A sample of about 132 residential higher secondary school students of age group between 16 – 18 years from Chennai district in Tamil Nadu were considered to be the sample for the present study.

### Description of tool

To verify the framed hypotheses the following tool has been used in the present study,

### Frustration Inventory

Frustration Inventory was constructed and standardized by the Investigator under the guidance of Research Supervisor. The questionnaire comprising of 68 items under three dimensions namely, Every items in the inventory is being evaluated over three choices that are shown with the options 'Usually', 'Sometimes', 'Never'. Scoring for this 3 point scale is assigned a weightage ranging from 3 to 1 as given in the tool. The maximum score is 204 and minimum score is 68.

### Pilot Study

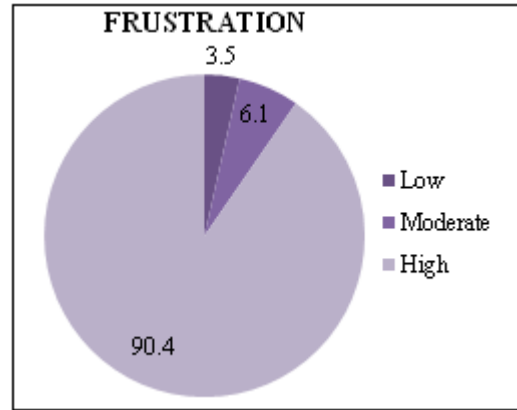
A random sample of 60 residential school students was selected for the pilot study to establish reliability and validity. The reliability of the Frustration Inventory was found to be 0.77 using Karl Pearson product correlation method. Validity of the tool was found to be 0.87.

**Hypothesis 1**

The level of frustration among residential school students is moderate in nature.

**Table 1:** Level of frustration among residential school students

Variable	category	Frequency	Percent	Cumulative percent
Frustration	Low	38	3.5	3.5
	Moderate	40	6.1	9.6
	High	54	90.4	100.0
	Total	132	100.0	



From the above table, it is inferred that 90.4% of residential students have high level of frustration. 6.1% and 3.5% of residential students have average and low level of frustration. Hence the null hypothesis is rejected.

**Hypothesis 2**

There is no significant difference of frustration based on father Occupation

**Table 2:** Comparison of frustration – Father Occupation

Variable	Source of Variance	Sum of Squares	df	Mean Square	F-value	Level of Significance
Frustration	Between Groups	94,916.205	20	31,638.735	171.572	0.01
	Within Groups	84,088.743	112	184.405		
	Total	179,004.948	132			

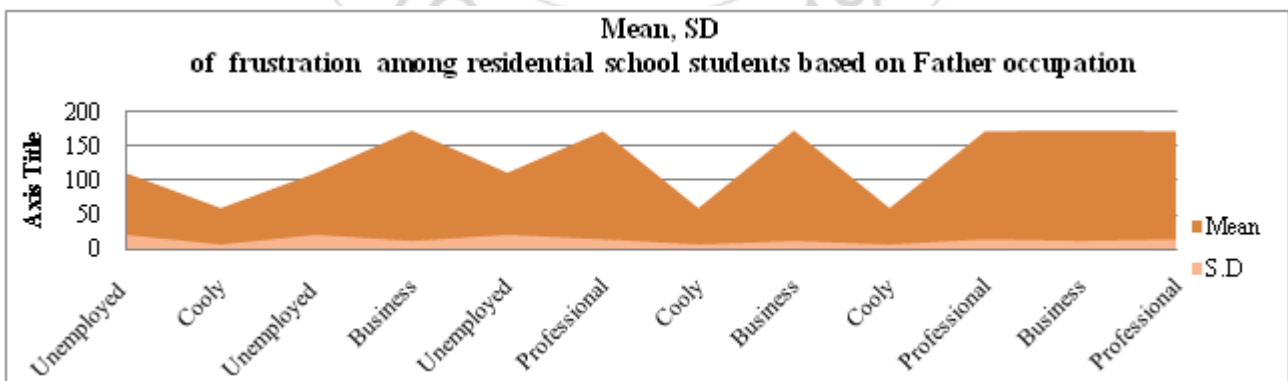
The calculated F-ratio (171.572) which is greater than the table value at 0.01 level of significance, it is concluded that there exist a significant difference of frustration based on father Occupation. Hence the null hypothesis is rejected. The table has been analyzed further among the groups using ‘t’ test.

Unemployed	16	111.59	20.592	14.47	0.01
Professional	23	172.43	14.000		
Cooly	40	59.74	6.437	112.17	0.01
Business	53	173.46	11.635		
Cooly	40	59.74	6.437	75.51	0.01
Professional	23	172.43	14.000		
Business	53	173.46	11.635	0.62	N.S
Professional	23	172.43	14.000		

**Table 2.1:** Mean, SD, ‘t’-values of frustration among residential school students based on Father occupation

Father Occupation	Samples	Mean	S.D	t'-Value	Level of Significance
Unemployed	16	111.59	20.592	12.97	0.01
Cooly	40	59.74	6.437		
Unemployed	16	111.59	20.592	15.25	0.01
Business	53	173.46	11.635		

Analysis of mean difference between the father occupation was tested which reveals that in the frustration, the residential students whose father occupation is Business (173.46) have comparatively high level of frustration. The results are graphically represented in fig.



**Hypothesis 3**

There is no significant difference of frustration based on Father Qualification.

**Table 3:** Comparison of frustration - Father Qualification

Variable	Source of Variance	Sum of Squares	df	Mean Square	F-value	Level of Significance
Frustration	Between Groups	7,544.295	3	2,514.765	48.114	0.01
	Within Groups	23,833.566	129	52.267		
	Total	31,377.861	132			

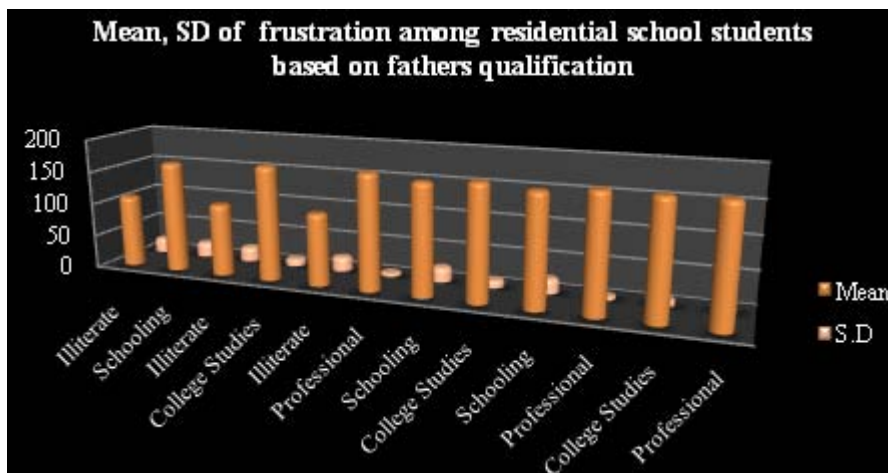
The calculated F-ratio (48.114) which is greater than the table value at 0.01 level of significance, it is concluded that there exist a significant difference in frustration based on Father Qualification. Hence the null hypothesis is rejected. The table has been analyzed further among the groups using 't' test.

**Table 3.1:** Mean, SD, 't'-values of frustration among residential school students based on fathers qualification

Fathers Qualification	Samples	Mean	S.D	't'-Value	Level of Significance
Illiterate	18	109.17	22.311	8.72	0.01
Schooling	53	167.13	22.543		
Illiterate	18	109.17	22.311	9.82	0.01
College Studies	27	172.90	11.648		

Illiterate	18	109.17	22.311	10.06	0.01
Professional	34	174.47	5.928		
Schooling	53	167.13	22.543	3.15	0.01
College Studies	27	172.90	11.648		
Schooling	53	167.13	22.543	4.01	0.01
Professional	34	174.47	5.928		
College Studies	27	172.90	11.648	2.15	0.05
Professional	34	174.47	5.928		

Analysis of mean difference between the fathers qualification was tested which reveals that in the frustration, the residential school students whose father qualification is Professional (174.47) have comparatively high frustration. The results are graphically represented in fig.



#### 4. Major Findings of the Study

- The study shows that residential school students have high frustration.
- There is a significant difference of frustration based on father Occupation. The residential school students whose father occupation is Business have comparatively high level of frustration.
- There is a significant difference in frustration based on Fathers' Qualification. The frustration whose fathers' qualification is Professional have comparatively high level frustration.

#### 5. Educational Qualification

Given the diversity and gravity of these problems, there is an urgent need for strategies to combat such a complex social phenomenon such as frustration. But formulating effective strategies demands a solid understanding of frustration its causes and prevention. The educational institutions must introduce the various coping strategies to overcome the deviant behaviour. Social values and other behavioural modification techniques have to be introduced with in the schools which help them to meet the emerging needs of the society.

#### 6. Conclusion

The study expounds the various levels of frustration of residential school students and the importance of intervening

the students with various remedial and intervention procedure to over come the risk factors and to reduce the rate of victimization.

#### References

- [1] Platt, A.M. 1991. *The child servers: The invention of delinquency*, 2<sup>nd</sup> ed. Chicago: university of Chicago press.
- [2] Oldenettel, D., and M.wordes. 2000. The community assessment centre concept. *Juvenile Justice Bulletin*. Washington, DC: office of Juvenile Justice and delinquency Prevention.
- [3] Menard, S., and D.S.Elliott. 1990. Longitudinal and cross sectional collection and analysis in the study of crime and delinquency. *Justice Quarterly* 7(1):11-15.
- [4] Menards, and D.S.Elliott, 1994. Delinquent bonding, moral beliefs and illegal behaviour: A three – wave panel model. *Justice Quarterly* 11(2):173-188.