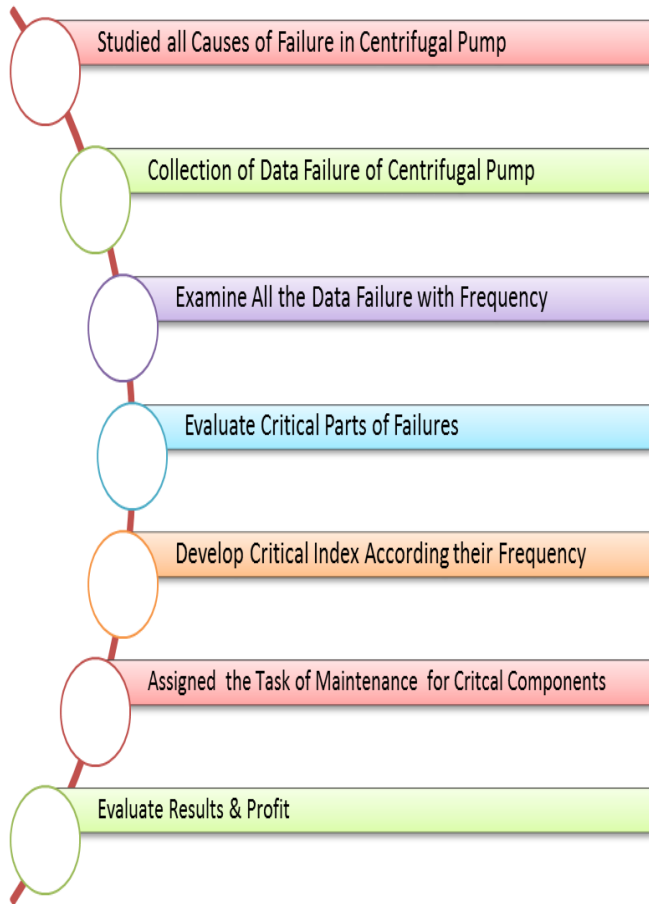


3. Methodology Analysis of Data Failure of Centrifugal Pump



Centrifugal Pump is not working → **Failure**
 Centrifugal has two type failures:

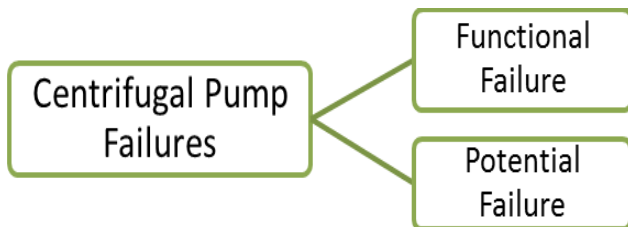


Table 1: Failure Mode Effect and Criticality Analysis [Reputed Manufacturing Company]

Type of Failures	Symptoms
Functional Failure	No liquid delivered
	Not enough liquid delivered
	Pump works for a while then quits.
	Pump takes too much power.
	Pump loses prime after starting.
	Viscosity of liquid differs from design condition.

Type of Failures	Symptoms
Potential Failure	Bearing Failure
	Seal Leakage
	Shaft Cracks
	Pitting marks on impeller
	Misalignment

Table 1 Failure Mode Effect and Criticality Analysis [Reputed Manufacturing Company]

SNo.	Components	Function	Function Failure	Description Of Failure			Failure Effect
				Failure Mode	Failure Mechanism	Detection Of Failure	
1	Mechanical Seal	Prevent leaking through shaft	Leaking	Leaking	Leaking through seal	Liquid dropping, noise from shaft	-Fluid leakage -Losses of pumping efficiency.
2	Bearing	To bear and hold load from shaft in order to spin	Wrong doing	Worn out	Shaft and seal will be broken	Vibration and noise on pump	-Excessive pump vibration -Increased in shaft radial movement -Eventual pump shutdown
3	Shaft	Protect shaft from corrosion and erosion on stuffing box	Eroded and corroded shaft	Corroded	Corroded	Wrong doing	-Vibration - Possible bearing damage -Eventual coupling failure
4	Impeller	Flow the liquid	Not able to flow fluid	Worn out	Decreasing pump capacity	Decreasing pressure	- Pump low efficiency - Vibration - Reduce in suction power

Table 2: Criticality Priorities Group [4]

Group	Criticality Index
I	3 - 2.5
II	2.5 - 2
III	2.1 - 5
IV	1.5 - 1

Table 3 Criticality Analysis for Centrifugal Pump [Reputed Manufacturing Company]

Failure Modes (System)	Components or Sub-system	Failure Modes (components)	Criticality Analysis			Criticality Index	Group
			Production	Safety	Cost		
Centrifugal pump not Functioning	Shaft	Worn	1	2	3	1.4	IV
		Excessive Deformation	1	2	3	1.4	IV
	Bearing	Misalignment	3	3	3	3	I
		Seizure	3	3	2	2.8	I
		Broken	3	3	2	2.8	I
	Mechanical seal	Fracture	2	2	2	2.5	II
		Leakage	2	3	1	2.2	II
	Impeller	Pitting marks	3	2	1	2.2	I
Blade damaged		3	1	2	2.2	I	

From table 3, it is clear that criticality component rank given below:

1. Bearing
2. Mechanical Seal
3. Impeller
4. Shaft

Therefore, the priority of critical components, the maintenance strategies like as – Condition Based Maintenance (CBM), Time Based Maintenance (TBM) and Planned Maintenance (PM) as per schedule would vary which is given table 4.

Table 4: Maintenance Strategies of Centrifugal Pump on the Basis of Component Criticality

System	Failure Mode	Rank Group	Task	Frequency
Centrifugal pump not Functioning	Bearing	I	CBM	Weekly
	Mechanical Seal	II	TBM	Weekly
	Impeller	III	PM	Monthly
	Shaft	IV	PM	Six Monthly

4. Profitability of Centrifugal Pump after Implementation of Optimum Maintenance Tasks

Table 4: Total Labor Required For Maintenance [Reputed Manufacturing Company]

	Frequency	Time (Hours)	No. of Workers	Man – hour per stage
Six Monthly	2	18	4	144
Monthly	9	6	3	162
Weekly	45	8.2	1	369

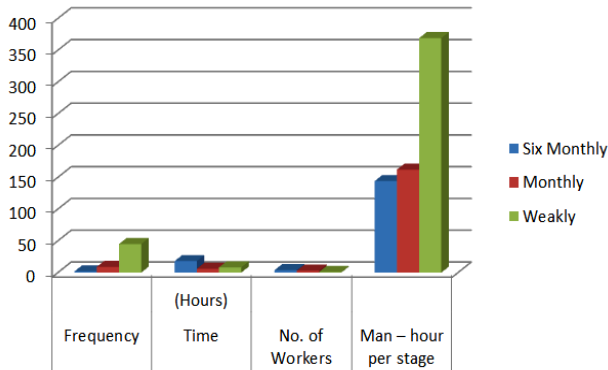


Table 5: Labor Saving Cost [Reputed Manufacturing Company]

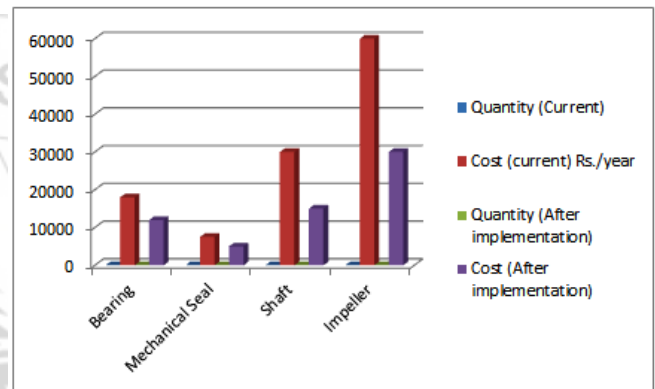
Item	Labor Type	Number of Labors Per Day (Current Maintenance)	Number of Labors Per Day (After implementation)
Engineers (45,000 ₹/Month)	Mechanical	4	3
	Electrical	3	2
	Control	4	2
Technicians (25,000 ₹/ Month)	Mechanical	6	4
	Electrical	6	4
Total Cost (₹/ Year)		7,95,000/-	5,15,000/-
Saving Cost (%) = 35.22			

Table 6: Downtime Cost [Reputed Manufacturing Company]

Average downtime cost rate = 8,500 ₹/ hour	Actual	After implementation
Average downtime of centrifugal pump	35 hr/year	22 hr/ year
Average downtime of the system auxiliaries	22 hr/year	12 hr/year
Total downtime	54 hr/year	34 hr/year
Total downtime Cost	4,59,000 ₹/year	2,89,000 ₹/year
Saving Downtime Cost (%) = 37.04		

Table 7 Spare Parts [Reputed Manufacturing Company]

Equipment	Spare Part	Quantity (Current)	Cost (current) ₹/year	Quantity (After implementation)	Cost (After implementation)
Centrifugal Pump	Bearing	6	18,000	4	12,000
	Mechanical Seal	6	7,500	4	5,000
	Shaft	4	30,000	2	15,000
	Impeller	2	60,000	1	30,000
Total Cost (₹/year)			1,15,500/-		62,000/-
Saving Spare Parts Cost (%) = 46.32					



5. Results

- The labor cost decreases from ₹ 7,95,000/- to ₹ 5,15,000/-
- The downtime cost decreases from ₹ 4,59,000/- to ₹ 2,89,000/-
- The spare parts cost decreases from ₹ 1,15,000/- to ₹ 62,000/-
- The net profit is 4,53,000 ₹/year.

S.No.	Parameters	Actual (₹)	After Implementation (₹)	Savings (₹)	
1	Labor saving cost	7,95,000	5,15,000	2,80,000	35.22 %
2	Downtime cost	4,59,000	2,89,000	1,17,000	37.04 %
3	Spare Parts	1,15,000	62,000	53,000	46.32 %

6. Conclusions

- Profitability is a new parameter based on costs and potential profit to reduce the losses caused by failure occurrence, has been used in order to consider economic aspects.
- The cost-based FMECA presents graphic representation, and provides an efficient classification of failures based on fault priority and economic profit.
- To select the best mix of failures to be repaired and this type of problem is easily resolvable through priority of critical index of components and diagnose them appropriate maintenance strategies.

- 4) Enhance the profit with 36.74 % overall (including labor, downtime and spare parts cost only) per year by the proper selection of maintenance strategies with the help of FMECA.
- 5) Hence, in order to good maintenance system with the FMECA approach of failure cost consideration:
 - a) Reduced downtime and failure rate.
 - b) Enhance Profitability.
 - c) Increase reliability of centrifugal pump.
 - d) Increase production without any interruption due to failure.

References

- [1] Ying Chen, "Status of FMECA Research and Engineering Application", Prognostics & health management Conferences Beijing, 2010.
- [2] <http://wildeanalysis.co.uk/casestudies/reducing-product-development-risk-reliability-engineering>.
- [3] O'Conner, Practical Reliability Engineering, 3rd edition, Revised, John Wiley & Sons, Chichester, England, 1996.
- [4] Islam H. Afefy, "Reliability Centered Maintenance methodology and Application: A case Study", scientific research, p.g.no. 863-873, 2010.

