



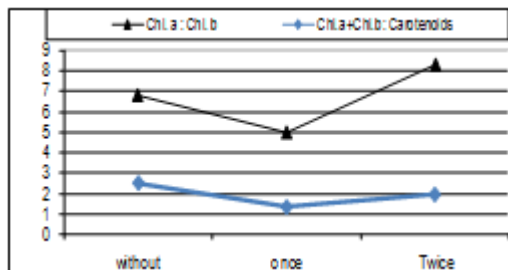






**Table 5:** Effect of potassium spray on photosynthetic pigments concentration in cotton leaves

Potassium spraying	Chl. a	Chl. b	Carot.	Chl. A +Chl. B
Without	8.9	3.54	1.83	12.44
Once	7.03	5.46	2.5	12.49
Twice	8.19	4.21	1.5	12.4
LSD <sub>5%</sub>	1.12	N.S	N.S	N.S



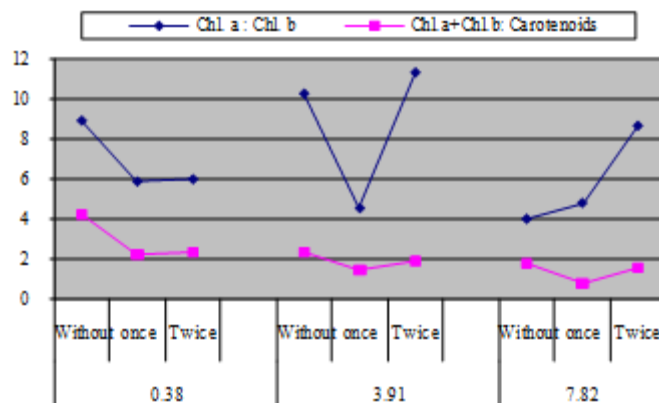
**Figure 2:** Effect of potassium spray on photosynthetic pigments concentration ratios in cotton leaves

**c)- Salinity X Potassium foliar application**

The interactive effect of salinity and potassium foliar fertilization on chlorophyll and carotenoids were illustrated in Table (6) and Fig. (3). Data showed that in spite of the increment in carotenoids concentration by application potassium one time but sharply depressed when plants irrigated either by 3.91 or 7.82 dS/m salt level. Positive effect was detected in the concentration of this pigment by spray potassium fertilizer but the effect by two sprays was more than one only compare to that in the control plants. Data also clearly indicated that when plants irrigated regularly by tap water, the total chlorophyll increased by potassium treatment and the effect was more by twice application. In plants irrigated by water with 3.91dS/m this parameter lowered markedly by one spray and slightly two sprays. Under 7.82 dS/m salinity level total chlorophyll seemed to be without effect in plants received two potassium sprays increased while it increased by one spray. Kaya et al. (2001) concluded that supplementary P and K can reduce the adverse effects of high salinity on plant growth and physiological development. Kaya et al. (2007) demonstrated that chlorophyll content was decreased by salinity and supplementary NO<sub>3</sub> and proline treatments significantly ameliorated the adverse effect of salinity on growth, yield and physiological parameters.

**Table 6:** Effect of potassium spraying and salt stress on photosynthetic pigments in cotton leaves

Potassium spraying	Salinity dS/m	Chl. a	Chl. b	Carot.	Chl.a+Chl.b
Without	0.38	7.97	1.87	1.1	9.84
Once		7.09	3.13	1.73	10.22
Twice		8.18	3.5	1.92	11.68
Without	3.91	11.28	4.68	1.54	15.86
Once		7.12	4.78	2.6	11.9
Twice		8.66	4.4	1.15	13.06
Without	7.82	7.44	4.06	2.85	11.5
Once		6.89	8.46	3.17	15.35
Twice		7.72	4.72	1.43	12.44
L.S.D at 5%		N.S	N.S	3.04	N.S



**Figure 3:** Effect of potassium spraying and salt stress on photosynthetic pigments ratios in cotton leaves.

**3.3 Macronutrients**

**a)Effect of salinity**

Data in Table (7) and Fig. (4) indicated that nitrogen, phosphorus and potassium concentrations in cotton leaves increased as the salt concentration increased in irrigation water. Data in the same table showed that N content increased by the 1st level of salinity and tended to decrease by the highest salinity level used. Phosphorus content increased gradually with increasing salinity level. Nevertheless, K content (mg/plant) decline by both salinity treatment but the decrement by the 1st level of salt was little more than that caused by the 2nd level of salts in water of irrigation. Gouia et al. (1994) demonstrated that Na and Cl concentration increased in NaCl treated plants. The concentration of K, Ca and N were reduced in shoots and increased in roots. Heikal (2004) revealed that Na and Ca contents in all tested plants (Sunflower, wheat and radish) were decreased progressively with salinity while P was not affected. Potassium addition was positively correlated with nutrient content (N, P and K) of bean plants under salt stress conditions and the superiority for potassium silicate; this may be due to the role of potassium in water regulation, intake and increase water use efficiency (Abou- Baker et al., 2011), in addition to the role of potassium in mitigating the toxic effect of Na (Abou-Baker et al., 2012). In this concern Hussein et al. (2012) reported that uptakes of different elements (N, P and K of cotton leaves) were significantly affected with salt stress. This may be due to that effect of salinity was more clearly on dry weight so that, data of uptake take the same trend of dry weight.

**Table 7:** Effect of salinity on macronutrients content in cotton leaves

Potassium spraying	Content ( mg/pot)		
	N	P	K
0.38	40.07	7.72	28.72
3.91	44.44	13.68	25.97
7.82	41.89	7.36	26.09
LSD at 5%	N.S	3.79	N.S

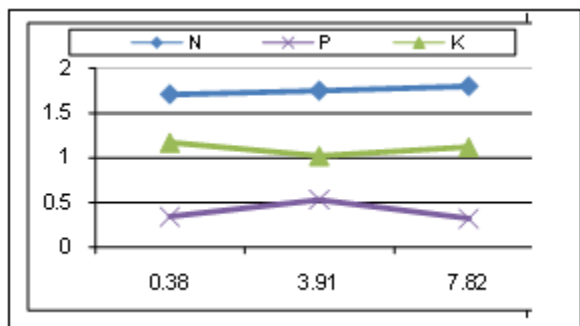


Figure 4: Effect of salinity on macronutrients concentration in cotton leaves

**b) Effect of potassium foliar application**

Data presented in Table (8) and Fig. (5) showed that potassium chloride as foliar application increased the concentration as well as content of N, P and K in leaves; meanwhile, the increment with one application was more than two sprays. Hussein et al. (2006) found that N and K concentrations in shoots of barley plants were increased as a result of K application. Foliar application of K may offer the opportunity of correcting these differences more quickly and efficiently especially late in the season when soil application of K may not be effective. Also, to face the great needs of nutrients especially at the period of fruiting (Marchener, 1995 and Oosterhuis et al., 1995). On barley, Ouda et al. (2005) observed that application of K increased N, P and K percentages in grains. Chapagain and Wiesma (2004) found that chlorophyll, potassium, phosphate, magnesium and iron contents in the leaves were significantly higher in plants sprayed with potassium as Mono-potassium phosphate than that of non sprayed plants.

Table 8: Effect of potassium spraying on content of macronutrients in cotton leaves

Potassium spraying	Content ( mg/pot)		
	N	P	K
Without	39.49	7.08	23.78
Once	49.87	12.66	31.94
Twice	37.79	9.63	22.22
LSD at 5%	N.S.	2.16	5.4

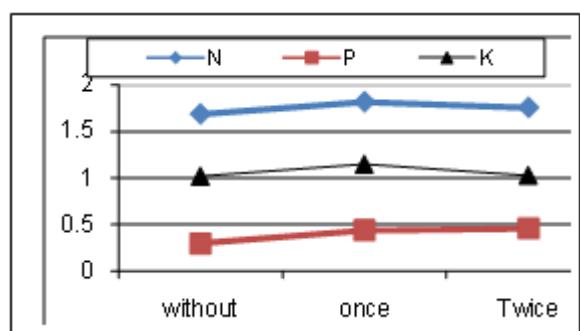


Figure 5: Effect of potassium spraying on concentration of macronutrients in cotton leaves.

**c) Salinity X Potassium foliar application**

The interactive effect of salinity and potassium chloride foliar spraying on the macronutrients concentration were recorded in Table (9) and Fig. (6). On the concentration of N, under irrigation by fresh water or with that contains the 1<sup>st</sup> level of

salts, potassium one or two sprays seemed to be affected similarly; however, irrigation by diluted seawater with 7.82 dS/m, one spray of potassium only increased N concentration in leaves. The response of P concentration to K spraying under the 3<sup>rd</sup> level of salt or irrigated by fresh water regularly was approximately similar, while both K sprayings gave the same value by the 1<sup>st</sup> level of salt water. Data in Table (9) also cleared that application of one spray of K pronouncedly affected N and P concentrations under the high level of salt. Under fresh water irrigation K concentration increased by both number of sprays but the increase by one spray more than that with two sprays. Under the 1<sup>st</sup> level of salt in water of irrigation, sprays K showed the opposite effect on K concentration. Concerning the interactive effect on content of the above mentioned three macronutrients, the higher values N and K was by one spray of potassium chloride. This was true under the three salinity treatments. Meanwhile, K content showed similar response under the 1<sup>st</sup> level of salt or regular irrigation by fresh water, however, it decreased by one spray and increased by the two sprays compare to that of leaves without K application.

Table 9: Effect of potassium spraying and salinity on macronutrients content in cotton leaves.

Salinity dS/m	Potassium spraying	Content ( mg/pot)		
		N	P	K
0.38	Without	37.0	4.54	14.98
	Once	49.69	9.19	50.83
	Twice	33.53	9.42	20.35
3.91	Without	39.12	9.15	28.14
	Once	56.96	19.20	32.0
	Twice	37.24	12.70	17.77
7.82	Without	42.34	7.54	28.23
	Once	42.86	7.85	22.44
	Twice	40.48	6.67	27.6
L.S.D at 5 %		N.S	N.S	N.S

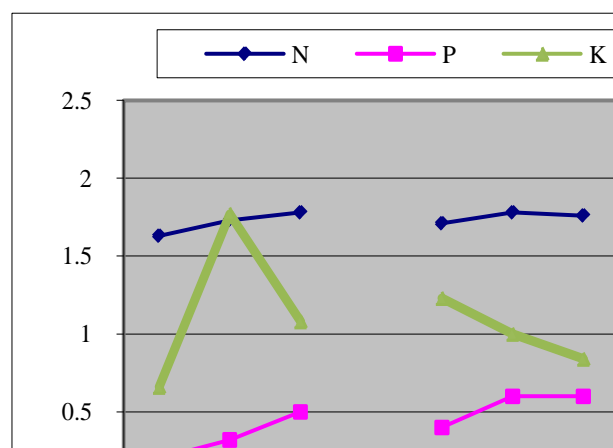


Figure 6: Effect of potassium spraying and salinity on macronutrients concentration in cotton leaves

**References**

[1] Abou-Baker, N.H., Abd-Eladl M. and Abbas M.M. (2011) Use of silicate and different cultivation practices in alleviating salt stress effect on bean plants. Australian Journal of Basic and Applied Sciences, 5(9): 769-781.

- [2] Abou-Baker, N.H., Abd-Eladl M. and Eid T.A. (2012) Silicon and water regime responses in bean production under soil saline condition. *Journal of Applied Sciences Research*, 8(12): 5698-5707.
- [3] Ankorion, J. (1995) MKP(mono-potassium phosphate) for foliar fertilization. *Proc. Symp. Foliar Fertilization: A technique to improve production and decrease pollution*, NRC, Cairo, Egypt: 71-84.
- [4] Ashraf, M.Y., Afaf, R., Qureshi M.S., Sarwar, G. , Naqvi M.H.(2002) Salinity induced changes in alpha-amylase and protease activities and associated metabolism in cotton varieties during germination and early seedlings growth stages. *Acta Physiol. Plant.*, 24(1): 37-44.
- [5] Ayala, F. and O'Leary, J.W. (1995) Growth and physiology of *Salicornia bigelovii* Torr at suboptimal salinity. *Inter. J. of Plant Sci.*, 156 (2): 197-205.
- [6] Badr, M.A. and Shafei A.M. (2002) Salt tolerance in two wheat varieties and its relation to potassium nutrition. *Al-Azhar, J. Agric. Res.*, 35: 115-128.
- [7] Badr, N.M. (2005) Increasing salinity tolerance of faba bean using osmo and bio-regulators. *Egypt. J. Appl. Sci.*, 20(11): 45-59.
- [8] Badr, N.M., thalooth A.T. , Tawfik M.M. (2005) Effect of different patterns of potassium fertilization on growth and yield of canola (*Brassica napus* L) grown under different levels of saline irrigation. *Bull. NRC, Egypt*, 30(5): 507-520.
- [9] Bednarz, C.W., Oosterhuis D.M. and Evans R.D.(1998) Leaf photosynthesis and carbon isotope discrimination of cotton in response to potassium deficiency. *Environ. & Exp. Bot.*, 9(2): 131-139.
- [10] Bekheta, M.A. (2000) Physiological studies of the effect of uniconazole on the growth and productivity of *Vicia faba* L. plants grown under different levels of salinity. Ph. D. Thesis, Fac. of Sci., Cairo Univ., Cairo, Egypt.
- [11] Chapagain, B.P., Wiesma Z. (2004) Effect of Nutri-Vant-PeaK foliar spray plant development, yield, and fruit quality in greenhouse tomatoes. *Horticulturae Scientiae*, 102 (2):177-188.
- [12] Chen-Deming, H.K. (1996) Studies in relative salt tolerance of crops: II-Salt tolerance of main crop species. *Acta Pedologica Sinica*, 33(2), 121-128.
- [13] Chhipa, B.P , Lal P. (1995)  $N^+ : K^+$  ratio as a basis of salt tolerance in wheat. *Aust. J. Agric. Res.*, 46:53 -539.
- [14] Cottenie, A.,M. Verloo; L.Kiekense, G. Velghe, and R. Camerlynck (1982) *Chemical Analysis of Plants and Soils*. State Univ. of Gent, Belgium, Hand Book, 1-63.
- [15] Etuorneaud, A.S. (1998) In *Proc. Of Cotton Conference, Plant Nutrition and Rationalization of fertilizers*, Botany Dept., Agric. Div., National Research Center, Cairo, Egypt.
- [16] Garrat, L.C., Janagoudar B.S., Kenneth C., Anthony P.L., Power J.B. and Davey M.R. (2002) A strong correlation existed between antioxidant status and growth of cells with NaCl salinity tolerance and antioxidant status in cotton cultures. *Free Radical Biology and Medicine*, 33(4): 502-511.
- [17] Goldhirish, A.G.; Hankamer, B. and Lips, S.H. (1990) Hydroxy proline and proline content of cell walls of sunflower, peanut and cotton grown under salt stress. *Plant Science*, 69(1): 27-32.
- [18] Gorham, J. (1992) Salt tolerance of plants. *Sci. Progress Oxford* 76, 273-285.
- [19] Gouia, H., Ghorbal M.M. and Touraine H. (1994) Effect of NaCl on flows of N and mineral ions and on  $NO_3$  reductase role with whole plants sensitive bean and salt tolerance cotton. *Plant Physiol.*, 105(4): 1409 -1418.
- [20] Heikal, M.M. (2004) Physiological study on salinity: II- changes on water content and mineral composition of some plants grown in a range of salinity treatments. *Plant and Soil*, 48(1): 223 - 233.
- [21] HeZhong, D., Wei T., DongMei Z., ZhenHuai L. (2004) On potassium deficiency in cotton - disorder, cause and tissue diagnosis. *Agriculturae Conspectus Scientificus* 69 (2/3): 77-85.
- [22] Hussein M. M. and Abou-Baker N.H. (2014) Growth and mineral status of moringa plants as affected by silicate and salicylic acid under salt stress. *International Journal of Plant & Soil Science* 3(2): 163-177.
- [23] Hussein, M.M, Mehanna H. and Abou-Baker N.H. (2012) Growth, photosynthetic pigments and mineral status of cotton plants as affected by salicylic acid and salt stress. *Journal of Applied Sciences Research*, 8(11): 5476-5484.
- [24] Hussein, M.M. (2004) Water stress and its effect on growth of cotton plants (Review article). *Proc. of the Plenary Meeting, Interregional Cooperative Research Network*. Thessalonike, Greece.
- [25] Hussein, M.M., Abd El-Halim S.M. and Talaab A. (2006) Influence of drought and foliar application on nutrients status in shoots of barley plants. *Egypt. J. Agron.*, 28(1): 35-48.
- [26] Hussein, M.M., El-Greatly N.H., Abo El-Khier M.S. (2002) Endogenous hormones, growth and yield of barley plants as affected by benzyl adenine under different salinity levels. *J. Agric. Sci. Mansoura Univ.*, 27(8):5283 - 5292.
- [27] Hussein, M.M., Balbaa, L.H. and El-Liethy, S. (2007) The effect of saline irrigation, adenine spraying and their interaction on the growth and photosynthetic pigments in barley. *Egypt. J. Appl. Sci.*, 22(1): 173 - 186.
- [28] Jeschke, W.D. (1984)  $K^+ -Na^+$  exchange at cellular membranes, intracellular compartmentation of cations, and salt tolerance. In *Salinity Tolerance in Plants. Strategies for Crop Improvements*. R.C. staples, and G.H. Toenniessen (Eds). Johan Wiely and Sons, New York. pp 37 - 66.
- [29] Kaya, C., A.; Tuna L., Ashraf M. and Altunlu H. (2007) Improved salt tolerance of melon (*Cucumis melo* L.) by the addition of proline and potassium nitrate. *Environ. and Exper. Bot.*, 60 (3): 397-40.
- [30] Kaya, C., Higg, D. and Kirnak H. (2001) The effects of high salinity (nacl) and supplementary and nutrition development of spinach. *Bulg. J. Plant Physiol.*, 27(3-4): 47-59.
- [31] Khalil, S.E. (2006) Physiological studied on sesame plants grown under saline water irrigation conditions. Ph. D Thesis, Fac of Sci., Cairo Univ., Cairo, Egypt.
- [32] Leidi, E.O., Gutierrez J.C. and Stewart J. M.D.(1998) Variability in K and Na uptake in wild and commercial *Gossypium hirsutum* L. seedlings under saline conditions. *Proc. World Cotton Research Conf.* 2 (2): 567-571.

- [33] Maas, E.V. (1986) Salt tolerance of plants. *Appl. Agric. Res.*, 1: 12–16.
- [34] Manceau, M.A., Pradier E. and Trembin G. (2004) Osmotic adjustment, gas exchanges and chlorophyll fluorescence of hexaploid triticale and its parental species under salt stress. *J. Plant Physiol.*, 161(1): 25–39.
- [35] Marchenar, H. (1995) Mineral “Nutrition of Higher Plants. Inst. of Plant nutrition, Univ. of Honheheim, F.R.G Academic. Pres, Hareout, Brace, Jovanish Publisher. London.
- [36] Meloni, D.A., Oliva M.A., Ruiz H.A and Martinez C.A. (2001) Contribution of proline and inorganic solutes to osmotic adjustment in cotton under salt stress. *J. Plant-Nutr.*, 24 (3):599-612 [www. J. Plant Physiology.Org](http://www.J.PlantPhysiology.Org).
- [37] Muhling, K.H and Lauchli A. (2002) Determination of apoplastic Na<sup>+</sup> in intact leaves of cotton by in vivo fluorescence ratio-imaging. *Functional-Plant-Biology.*, 29 (12): 1491-1499.
- [38] Munns, R. and Termaat A. (1986) Whole plant responses to salinity. *Aust. J. Plant Physiol.* 13: 143–151.
- [39] Oosterhuis, D.C.; Chang, M.A. and Steger, A. (1995) Cotton response to foliar application of potassium fertilizers at different pH levels. . *Foliar Fertilization: A technique to improve production and decrease pollution*, NRC, Cairo Egypt, 169 – 172.
- [40] Ouda, S.A., El-Ashry S. and El-Kholy M.A. (2005) Using prediction models to evaluate the effect of Potassin-p on barley grains yield grown under water stress conditions. *J. Appl. Sci. Res.*1(1), 43-50.
- [41] Quintero, J.M., Fournier J.M. and Benloch M. (2007) Na<sup>+</sup> accumulation in shoot is related to water transport in K<sup>+</sup>-starved sunflower plants but not in plants with a normal K<sup>+</sup> status. *J. Plant Physiol.*, 164(I): 60–67.
- [42] Read, J.J., Reddy K.R., Johnie N. and Jenkins J.N. (2006) Yield and fiber quality of Upland cotton as influenced by nitrogen and potassium nutrition. *European J. of Agron*, 24 (3): 282-29.
- [43] Reboucas, M.A., Facanha J.G.V., Ferreira L.G.R. and Prisco J.T. (1998) Growth and N.P.K. and Na contents of three cotton cultivars under salt stress. *Revista-brasileira-de-Fisiologia-Vegetal.*, 1(1), 79–85.
- [44] Reinhardt, D.H and Rost T.L.(1995) Salinity accelerates endodermal development and induces an exodermis in cotton seedling roots. *Environ. & Exp. Bot.*, 35(4), 563-574.
- [45] Shannan, M.C., Greive C.M. and Francois L.E. (1994) Whole-plant response in salinity. In *Plant-Environment Interactions*. R.E. Wilkinson (Ed.) Marcel Dekker, New York, USA pp199–244.
- [46] Snedecor, G.W. and Cochran W.G. (1990) *Statistical Analysis* 8th Ed. Iowa State Univ., Iowa, USA.
- [47] Thalooh, A.T.; Tawfik, M.M. and Mohamrd, M.M.(2006) A comparative study on the effect of foliar applications of zinc, potassium and magnesium on growth, yield and some chemical constituents of mung bean plants grown under water stress conditions. *World J. Agric., Sci.*, 2(1): 37–46.
- [48] Triantafilis, J, Ahmed M.F. and McBratney A.B. (1998) Assessing the salinity threat to sustainable irrigated cotton production in the lower Gwydir and Macintyre valleys. *Proc. World Cotton Research Conf.*, 2, (2), 476–481.
- [49] Von Wettesteine, D. (1957) Chlorophyll-Lethal and rsubmikroskopische formmwchsel der plastiden. *Expl. Cell Res.*, 2: 42.
- [50] Willams, L. and Kafkafi U. (1995) Intake and translocation of potassium and phosphate by tomatoes by late sprays of KH<sub>2</sub>PO<sub>4</sub> (MKP). *Foliar Fertilization: A technique to improved production and decrease pollution*, NRC, Cairo Egypt, 85–89.
- [51] Youssef, R. A. (1999) Availability of potassium in the rhizosphere of plant species grown in different soils. *Egypt. J. Appl. Sci.*, 14 (11): 253-268.
- [52] Zhao, D., Oosterhuis D.M. and Bednarz C.W. (2001) Influence of potassium deficiency on photosynthesis, chlorophyll content, and chloroplast ultra structure of cotton plants. *Photosynthetica*, 39 (1):103-109.