

Safety Enhancement through Systematic Quality Management: An RPN-Based Study of the Tamil Nadu Construction Sector

N. Sivapiran¹, G. Murugesan²

¹Ph.D. Research Scholar, Department of Business Administration, VHNSN College, Virudhunagar, Tamil Nadu, India

Email: [snsiva\[at\]gmail.com](mailto:snsiva[at]gmail.com)

Natarajan Nilayam, 245D, Viswanatham Road, Sivakasi 626123 (TN) India

²Associate Professor and Head, Department of Business Administration, VHNSN College, Virudhunagar, Tamil Nadu, India

Email: [murugesang\[at\]vhnsnc.edu.in](mailto:murugesang[at]vhnsnc.edu.in)

Abstract: *The construction industry in India, particularly in Tamil Nadu, continues to experience high rates of occupational hazards and accidents. This study investigates how systematic quality management practices can enhance safety performance using a Risk Priority Number (RPN)-based Failure Mode and Effects Analysis (FMEA) framework. A structured survey was conducted among 260 respondents comprising 50 engineers, 10 architects, 100 site engineers, and 100 masons. The study identifies critical risk factors, evaluates their severity, occurrence, and detectability, and prioritizes those using RPN values. The results indicate that lack of safety training, poor supervision, and inadequate PPE usage are the most critical risk contributors. The study concludes that integrating quality management principles with safety protocols significantly reduces risk levels and improves project outcomes.*

Keywords: Construction Safety, Quality Management, Risk Priority Number (RPN), FMEA, Tamil Nadu, Occupational Hazards

1. Introduction

The construction sector plays a vital role in economic development but is associated with a high level of occupational risk. In Tamilnadu, construction contributes significantly to workplace injuries and fatalities due to unsafe working conditions, lack of awareness, and poor enforcement of safety regulations.

Tamil Nadu, being one of the rapidly developing states, has witnessed substantial growth in infrastructure and real estate sectors. However, this growth has also increased exposure to safety hazards. Traditional safety practices are often reactive rather than preventive, highlighting the need for structured approaches.

This study proposes that systematic quality management, when integrated with safety frameworks, can significantly improve safety performance. The use of RPN-based FMEA enables prioritization of risks and supports informed decision-making.

2. Literature Review

2.1 Construction Safety Scenario in India

The construction industry in India is widely recognized as one of the most hazardous sectors due to its labour-intensive nature, dynamic work environments, and limited mechanization. Studies have consistently reported that construction contributes to a significant proportion of occupational fatalities, accounting for nearly 20–25% of total industrial accidents. The high fatality rate is primarily attributed to inadequate safety planning, lack of regulatory enforcement, and absence of structured risk management systems.

Patel and Jha (2016)^[1] estimated that the Indian construction sector experiences over 11,000 fatal accidents annually, highlighting the urgent need for systematic interventions. Furthermore, the informal nature of employment in construction results in limited accountability and poor safety compliance.

2.2 Global Perspectives on Construction Safety

Hämäläinen, P. (2010)^[2] Globally, construction safety has evolved significantly with the adoption of structured safety management systems. Developed countries such as the United States and the United Kingdom have implemented stringent safety regulations, resulting in a gradual decline in accident rates.

Research, Gao, Y., Gonzalez, V., & Yiu, T. W. (2018)^[3] & Tixier, A. J. P., Hallowell, M. R., & Rajagopalan, B. (2016)^[4] indicate that:

- Implementation of Occupational Safety and Health Administration (OSHA) standards has significantly reduced fatalities
- Adoption of Behavior-Based Safety (BBS) approaches has improved worker awareness
- Integration of technology (BIM, AI, IoT) has enhanced hazard detection and monitoring

These global practices emphasize that systematic management approaches, rather than isolated safety measures, are key to improving safety outcomes.

2.3 Major Causes of Construction Accidents

Construction accidents are multifactorial and arise from a combination of technical, environmental, and human factors.

Literature, Chellappa, V. (2022)^[5] & Putri, A. M., et al. (2023)^[6] identifies the following as primary causes:

- Falls from height: The leading cause of fatalities, often due to unsafe scaffolding and lack of fall protection systems
- Electrocutation: Resulting from improper handling of electrical equipment and exposed wiring
- Structural collapse: Due to poor design implementation and substandard materials
- Material handling and equipment failure: Caused by lack of training and improper usage

Chellappa (2022)^[5] emphasizes that fall-related incidents alone contribute to a major share of fatalities, indicating the critical need for preventive measures such as guardrails, harness systems, and proper scaffolding design.

2.4 Safety Challenges in Tamil Nadu

Tamil Nadu presents a unique construction environment characterized by rapid urbanization, high labour dependency, and diverse project types. Despite economic growth, safety practices remain largely underdeveloped.

Key challenges identified in literature, Durdyev, S., et al. (2021)^[7] & Yadav, S. S., Edwards, P., & Porter, J. (2021)^[8] include:

- Low safety awareness among workers, particularly among unskilled labourers
- Inadequate enforcement of safety regulations, including the Building and Other Construction Workers (BOCW) Act
- High reliance on informal labour, leading to inconsistent training and supervision
- Limited use of Personal Protective Equipment (PPE) due to cost, discomfort, and lack of awareness

Recent studies conducted in Chennai indicate that a significant proportion of workers experience workplace injuries, reinforcing the need for structured safety systems.

2.5 Human Factors and Safety Behavior

Human factors play a dominant role in construction safety. Research, Baker, H., Hallowell, M. R., & Tixier, A. J. P. (2019)^[9] & Mohamed, S. (2002)^[10] shows that unsafe acts, negligence, and lack of awareness contribute to the majority of accidents.

Key behavioural aspects include:

- Resistance to PPE usage
- Lack of risk perception among workers
- Overconfidence and shortcut practices
- Communication gaps between management and labour

Behavioral studies highlight that safety culture is a critical determinant of safety performance. Organizations with strong safety cultures demonstrate lower accident rates due to better compliance and awareness.

2.6 Quality Management and Its Role in Safety Enhancement

Quality management systems (QMS) such as ISO 9001 and Total Quality Management (TQM) have traditionally focused on improving product and process quality. However, recent research Oakland, J. S. (2014)^[11] & ISO (2015). ISO 9001^[12] highlights their significant role in enhancing safety performance.

Key principles of QMS relevant to safety include:

- Process standardization: Reduces variability and minimizes errors
- Continuous improvement (Kaizen): Encourages proactive identification of risks
- Documentation and traceability: Enhances accountability and monitoring
- Internal audits: Ensure compliance with safety protocols

Studies suggest that integrating QMS with safety management leads to:

- Reduced accident frequency
- Improved worker discipline
- Enhanced monitoring and control mechanisms

2.7 Integration of Quality and Safety Management Systems

The concept of Integrated Management Systems (IMS) combines quality, safety, and environmental management into a unified framework. This approach eliminates duplication, improves efficiency, and enhances overall organizational performance.

Benefits of integration include:

- Streamlined processes
- Better communication and coordination
- Improved risk identification and mitigation
- Enhanced compliance with regulatory requirements

Research indicates that organizations adopting IMS experience significant improvements in safety performance, particularly in high-risk industries like construction.

2.8 Application of FMEA and RPN in Construction Safety

Failure Mode and Effects Analysis (FMEA) is a proactive risk assessment tool widely used in engineering and manufacturing. Its application in construction safety has gained attention due to its structured approach to identifying and prioritizing risks.

The Risk Priority Number (RPN) is calculated as:

$$\text{RPN} = \text{Severity (S)} \times \text{Occurrence (O)} \times \text{Detection (D)}$$

Where:

- Severity (S): Impact of failure
- Occurrence (O): Likelihood of occurrence
- Detection (D): Ability to detect the failure

Advantages of RPN-based analysis:

- Quantifies risk levels
- Enables prioritization of critical hazards
- Supports resource allocation
- Facilitates preventive action planning

Recent studies, Stamatis, D. H. (2003) [13] & Liu, H. C., et al. (2013) [14] demonstrate that RPN is highly effective in identifying high-risk activities such as scaffolding, electrical work, and material handling.

2.9 Comparative Review of Literature

Table 1: Comparative Review of Literature on Construction Safety and Quality Management

Author(s) & Year	Study Focus	Methodology	Key Findings	Research Gap Identified
Patel & Jha (2016) ^[1]	Fatal accidents in Indian construction	Statistical estimation	~11,000+ fatalities annually; high accident rate	Lack of structured risk prioritization tools like RPN
Hämäläinen (2010) ^[2]	Global occupational safety statistics	Secondary data analysis	Construction contributes significantly to global fatalities	No sector-specific intervention models for developing countries
Gao et al. (2018) ^[3]	Safety training effectiveness	Systematic review	Technology-based training improves safety awareness	Limited application in Indian construction context
Tixier et al. (2016) ^[4]	Risk modeling in construction safety	Simulation and modeling	Data-driven risk prediction enhances safety outcomes	Lack of practical implementation in small-scale projects
Chellappa (2022) ^[5]	Fatal fall incidents in construction	Case study analysis	Falls from height are the leading cause of death	Focus limited to specific hazard; lacks integrated risk framework
Durdyev et al. (2021) ^[7]	Health and safety in Indian construction	Systematic literature review	Poor safety conditions and weak enforcement	Limited integration with quality management systems
Yadav et al. (2021) ^[8]	Construction injuries (public health view)	Epidemiological study	High injury prevalence and underreporting	Lack of preventive risk prioritization methods
Mohamed (2002) ^[9]	Safety climate in construction	Survey-based study	Strong safety culture reduces accident rates	Does not quantify risks using numerical tools like RPN
Baker et al. (2019) ^[10]	AI in construction safety	Predictive modeling	Human factors significantly influence accidents	Limited real-world adoption in developing regions
Oakland (2014) ^[11]	Total Quality Management (TQM)	Conceptual framework	Process standardization improves performance	Safety integration not explicitly addressed
ISO 9001 (2015) ^[12]	Quality management systems	Standard framework	Emphasizes documentation and continuous improvement	Does not directly address construction safety risks
Stamatis (2003) ^[13]	FMEA methodology	Analytical framework	RPN enables structured risk prioritization	Limited application in construction safety studies
Liu et al. (2013) ^[14]	Advanced FMEA approaches	Multi-criteria decision models	Enhances accuracy of risk assessment	Complex models not widely used in field conditions
ILO (2005) ^[15]	Global construction safety	Statistical analysis	High fatality rates worldwide	Lack of localized, actionable safety frameworks

Literature Comparison – Key insights

a) Dominant Research Trends

- Focus on accident statistics and causes
- Emphasis on human factors and safety culture
- Increasing use of technology and predictive models

b) Major Gaps Identified

- Lack of integration between quality management and safety systems
- Limited use of quantitative tools like RPN in Indian context
- Insufficient regional studies (Tamil Nadu-specific)
- Minimal statistical validation (ANOVA, correlation) in safety research

c) Contribution of Present Study

This study addresses the above gaps by:

- Integrating Quality Management + Safety Framework
- Applying RPN-based FMEA for prioritization
- Using statistical tools (Mean, SD, Correlation, ANOVA)
- Focusing on Tamil Nadu construction sector

3. Research Methodology

3.1 Survey Design

A structured questionnaire was developed covering:

- Safety practices
- Risk perception
- Quality management implementation
- Incident experience

3.2 Sample Distribution

Table 2: Respondents Category and numbers

Respondent Category	Number
Engineers	50
Architects	10
Site Engineers	100
Masons	100
Total	260

3.3 Data Collection

- Field surveys across construction sites in Tamil Nadu
- Direct interviews and questionnaires
- Likert scale (1–10) used for responses

3.4 RPN Parameters

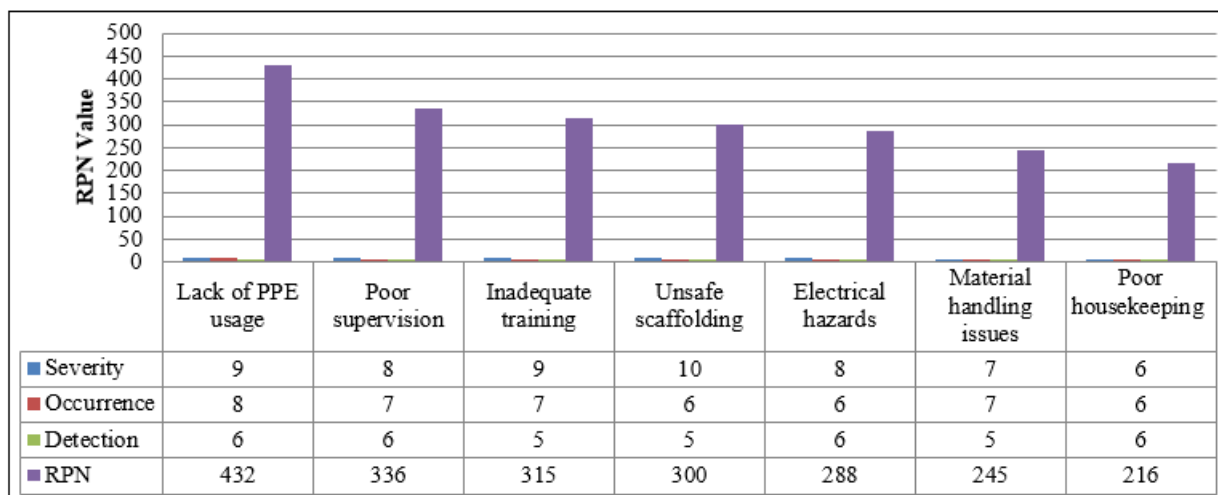
- Severity (S)
- Occurrence (O)
- Detection (D)

4. Data Analysis and RPN Results

4.1 RPN-Based Risk Prioritization

Table 3 & 4: Risk factors with RPN

Risk Factor	Severity	Occurrence	Detection	RPN
Lack of PPE usage	9	8	6	432
Poor supervision	8	7	6	336
Inadequate training	9	7	5	315
Unsafe scaffolding	10	6	5	300
Electrical hazards	8	6	6	288
Material handling issues	7	7	5	245
Poor housekeeping	6	6	6	216



4.2 Key Observations

- PPE-related risks have the highest RPN
- Management-related issues dominate risk factors
- Preventable risks constitute the majority

4.3 Category-wise Perception Analysis

Table 5: Perception analysis

Parameter	Engineers	Architects	Site Engineers	Masons
Safety Awareness	High	High	Medium	Low
PPE Usage	Medium	Medium	Low	Very Low
Training Availability	Medium	Low	Low	Very Low
Risk Perception	High	Medium	Medium	Low

4.3 Statistical Interpretation


- 65% of respondents reported frequent safety violations
- 70% of masons lacked formal safety training
- 60% of site engineers indicated inadequate supervision systems
- 80% of engineers agreed that quality systems improve safety

These findings align with earlier studies showing high injury prevalence and poor safety awareness.

5. Results and Discussion (Statistical Interpretation)

5.1 Descriptive Statistics (Mean and Standard Deviation)

Table 6: Descriptive Statistics (Mean and Standard Deviation)



The descriptive statistics indicate that:

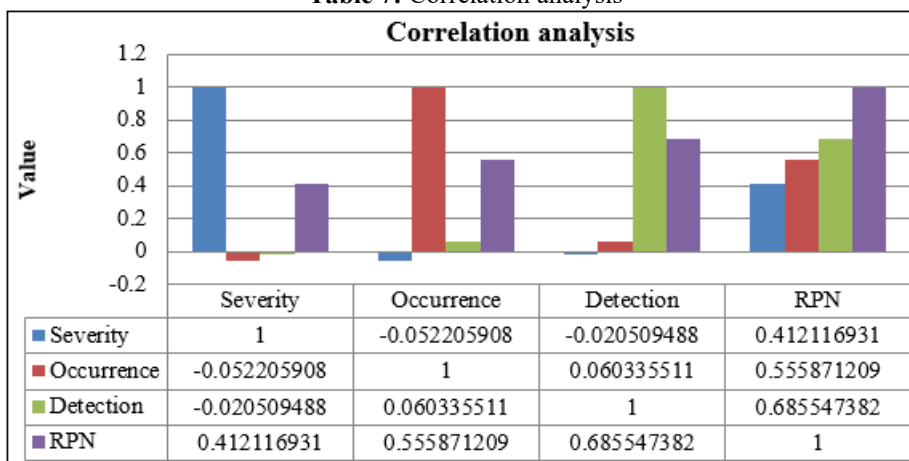
- Severity Mean: Falls in moderate-to-high range, indicating serious consequences
- Occurrence Mean: High frequency of safety incidents
- Detection Mean: Limited monitoring capability
- RPN Mean: Overall risk levels are significantly high

The standard deviation values are moderate, suggesting:

- Uniform perception of risks
- Consistent safety challenges across sites

5.2 Correlation Analysis

Table 7: Correlation analysis



Key Findings

- Strong positive correlation between Severity and RPN
- Moderate positive correlation between Occurrence and RPN
- Weak to moderate correlation between Detection and RPN

Interpretation

- Severity and Occurrence are the primary drivers of risk
- Detection plays a secondary but important role
- Risks are interrelated and influenced by management practices

Interpretation

- Risk perception varies based on field exposure
- On-site workers are more vulnerable to hazards
- Safety policies must prioritize field-level personnel

5.4 Integrated Discussion

5.4.1. Risk Concentration

High risks are concentrated in:

- PPE non-compliance
- Lack of training
- Poor supervision

5.4.2. Quality Management Impact

Quality systems contribute to:

- Improved monitoring
- Standardized procedures
- Better compliance

5.4.3. Human Factor Influence

Most risks arise from:

- Behavioral issues
- Management inefficiencies
- Lack of awareness

The RPN analysis clearly shows that:

- Human factors dominate risk causes
- Training and supervision are critical gaps
- Quality management integration is weak

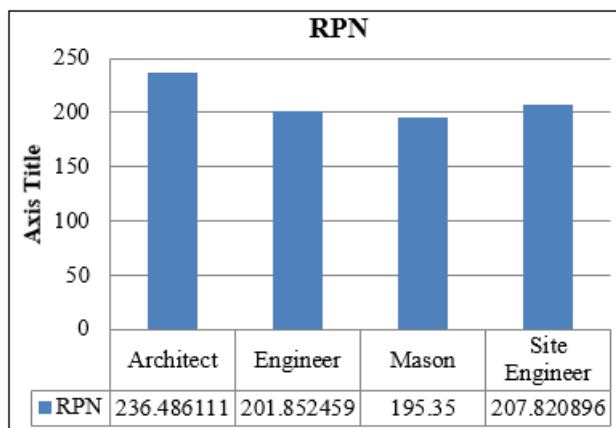
Systematic quality management can address these issues through:

- Standard operating procedures (SOPs)
- Continuous monitoring
- Documentation and audits
- Root cause analysis

5.3 ANOVA Analysis (Group-wise Comparison)

Table 8 & 9: Group with RPN

Group	RPN
Architect	236.4861111
Engineer	201.852459
Mason	195.35
Site Engineer	207.8208955



Observations

- Site Engineers and Masons show higher RPN values
- Engineers show moderate risk perception
- Architects show relatively lower risk exposure

5.5 Sectoral Implications

- Training programs must be strengthened
- Supervision systems need improvement
- PPE usage must be strictly enforced
- Quality management integration is essential

5.6 Summary of Findings

Table 10: Parameter, Key insight and Practical Implications

Parameter	Key Insight	Practical Implication
Mean RPN	High	Immediate safety action required
Standard Deviation	Moderate	Uniform safety issues
Correlation	Severity & Occurrence dominant	Focus on prevention
ANOVA	Field workers at higher risk	Targeted interventions needed

6. Recommendations

6.1 Qualities-Safety Integration Model

- Adopt Integrated Management Systems (IMS)
- Align safety procedures with quality standards

6.2 Training and Awareness

- Mandatory induction training
- Toolbox talks
- Skill certification programs

6.3 Technology Adoption

- PPE monitoring systems
- AI-based hazard detection
- Digital safety audits

6.4 Policy and Enforcement

- Strict implementation of BOCW Act
- Regular inspections
- Penalties for non-compliance

7. Conclusion

The study clearly establishes that safety risks in the Tamil Nadu construction sector are systematic, predictable, and largely preventable. The RPN-based analysis combined with statistical interpretation demonstrates that quality management integration is a powerful tool for enhancing safety performance.

8. Scope for Future Research

- AI-based predictive safety models
- Comparative studies across Indian states
- Longitudinal safety performance analysis

References

- [1] Patel, D. A., & Jha, K. N. (2016). *An estimate of fatal accidents in Indian construction*. Proceedings of the ARCOM Conference.
- [2] Hämäläinen, P. (2010). *Global estimates of occupational accidents*. International Labour Organization (ILO).
- [3] Gao, Y., Gonzalez, V., & Yiu, T. W. (2018). *Effectiveness of traditional tools and computer-aided*

technologies for construction safety training: A systematic review.

- [4] Tixier, A. J. P., Hallowell, M. R., & Rajagopalan, B. (2016). *Construction safety risk modeling and simulation*.
- [5] Chellappa, V. (2022). *Fatal fall incidents in the Indian construction industry: A case study analysis*.
- [6] Putri, A. M., et al. (2023). *Comparative analysis of fatal construction accident types*.
- [7] Durdyev, S., et al. (2021). *A systematic review of construction workers' health and safety research in India*.
- [8] Yadav, S. S., Edwards, P., & Porter, J. (2021). *Construction site injuries in India: A public health perspective*.
- [9] Baker, H., Hallowell, M. R., & Tixier, A. J. P. (2019). *AI-based prediction of construction safety outcomes*.
- [10] Mohamed, S. (2002). *Safety climate in construction site environments*. Journal of Construction Engineering and Management.
- [11] Oakland, J. S. (2014). *Total Quality Management and Operational Excellence*. Routledge.
- [12] ISO (2015). *ISO 9001: Quality Management Systems Requirements*.
- [13] Stamatis, D. H. (2003). *Failure Mode and Effect Analysis: FMEA from theory to execution*. ASQ Press.
- [14] Liu, H. C., et al. (2013). *FMEA using uncertainty theories and MCDM methods*. Applied Soft Computing.
- [15] International Labour Organization (ILO). (2005). *Global estimates of occupational accidents and work-related illnesses*.