

Smart Farming Using IoT

Vedant Parag Mahajan¹, Trupti Agarkar²

¹Department of Electronics Engineering, Ramrao Adik Institute of Technology, Nerul, Navi Mumbai, India- 400706.
Email: [vm2719\[at\]gmail.com](mailto:vm2719[at]gmail.com)

²Department of Electronics Engineering, Ramrao Adik Institute of Technology, Nerul, Navi Mumbai, India- 400706.
Email: [trupti.agarkar\[at\]rait.ac.in](mailto:trupti.agarkar[at]rait.ac.in)

Abstract: *Smart farming systems have gained significant attention in recent years due to the growing need for efficient water management in agriculture. The integration of Internet of Things (IoT) technologies with farming systems has opened up new possibilities for real-time monitoring and control, resulting in improved water usage, crop yield, and overall sustainability. This paper presents a detailed overview of a smart farming system based on IoT, employing the ESP8266 microcontroller, PIR sensor, pump, buzzer, soil and moisture sensor, and temperature sensor. The proposed system aims to optimize farming practices by leveraging real-time data acquisition and analysis. The PIR sensor (Passive Infrared Sensor) is employed to detect human presence in the vicinity of the farming system. The soil and moisture sensor plays a crucial role in determining the water content of the soil. The temperature sensor monitors the ambient temperature, providing valuable insights into environmental conditions.*

Keywords: Smart Farming, IOT, ESP8266 microcontroller, PIR sensor

1. Introduction

Smart farming systems play a crucial role in optimizing water usage, conserving resources, and promoting sustainable agricultural practices. With the advent of the Internet of Things (IoT), traditional farming methods have been transformed into intelligent and automated systems. This paper presents a comprehensive exploration of an IoT-based smart farming system that incorporates various components such as ESP8266, PIR sensor, pump, buzzer, soil and moisture sensor, and temperature sensor. By leveraging these technologies, the proposed system aims to enhance water management, minimize manual intervention, and maximize crop productivity. This article will delve into the working principles, functionalities, and benefits of each component, along with their integration into a cohesive smart farming system [1] [3].

Farming has been a fundamental practice in agriculture for centuries, ensuring optimal plant growth by providing adequate water supply. However, conventional farming methods often suffer from inefficiencies, leading to water wastage, excessive resource utilization, and reduced crop yields. To address these challenges, the integration of IoT with farming systems has paved the way for smart farming solutions. Smart farming leverages real-time data, automation, and intelligent algorithms to optimize water usage, enhance plant health, and improve overall agricultural productivity.

System Integration and Functionality

To create a cohesive smart farming system, the ESP8266 acts as the central control unit that connects and coordinates the various components. The ESP8266 receives data from the soil and moisture sensors and temperature sensor, analyzes the information, and makes intelligent decisions regarding farming schedules and water delivery. Based on predefined thresholds and algorithms, the central control unit triggers the pump to irrigate the plants when necessary, taking into account factors such as soil moisture levels and temperature conditions [9].

Benefits and Future Enhancements

The implementation of an IoT-based smart farming system using the ESP8266, PIR sensor, pump, buzzer, soil and moisture sensor, and temperature sensor offers numerous benefits. Firstly, it optimizes water usage by providing farming only when needed, based on real-time data from sensors. This results in significant water savings and reduced environmental impact. Additionally, the automation and intelligent control of the system reduce manual effort and increase operational efficiency [10][11].

2. Literature Survey

Smart sensor farming based on IoT proposed by Anand Nayyar and Er. Vikram Puri, November 2016 This article explains how Internet of Things (IoT) technology is changing all aspects of human life by making everything smart. IoT stands for Internet of Things, which creates a self-organizing network. The development of smart agricultural IoT devices has changed the face of agriculture by not only improving the quality of agriculture but also increasing the cost-effectiveness and waste reduction of agriculture [13].

The purpose/objective of this article is to propose a new smart IoT-based farming system that helps farmers get instant data (temperature, humidity) to control the environment, which will enable them to participate in smart agriculture and increase their overall profits and quality. Introduction to the article: This article provides an understanding of the framework that enables farmers to work effectively and efficiently in the fields. "Agriculture" is one of the important sectors where IoT-based research continues and new products are developed day by day to make operations smarter and more efficient for better production. Agriculture is considered the most important factor in ensuring global food security. As for Indian farmers, they have big problems now; agriculture, technology, economy, government policy, security, etc. bad aspects. Conference paper title. Highlight everything in

this newly created file and import your prepared text. Now you are ready to style your paper [11].

3. Problem Statement

The aim of this project is to develop a smart farming system using IoT and various sensors to address the inefficiencies and drawbacks of traditional farming methods. The current farming practices often rely on manual intervention or fixed schedules, which can lead to overwatering or underwatering of plants, resulting in water wastage, decreased crop yield, and increased operational costs. Therefore, there is a need for an automated and intelligent farming system that can optimize water usage and enhance crop productivity [5].

Key Challenges

- **Water Conservation:** Traditional farming systems often consume excessive water due to inaccurate scheduling and lack of real-time monitoring.
- **Precision Farming:** Different plants have varying water needs based on factors like soil moisture, weather conditions, and plant growth stage.
- **Sensor Integration:** The smart farming system needs to incorporate different types of sensors such as soil moisture sensors, weather sensors, temperature sensors, and humidity sensors.
- **Real-time Monitoring and Control:** The farming system should provide real-time monitoring and control capabilities to enable timely adjustments and intervention.
- **Data Analysis and Decision-making:** The collected sensor data needs to be processed and analyzed to make informed decisions about farming scheduling and water allocation.
- **User Interface and Alerts:** The smart farming system should have a user-friendly interface that allows farmers or users to monitor and control the system easily.
- **Scalability and Adaptability:** The system should be scalable to accommodate different sizes of farms or fields [6].

Motivation

The aim of the project on smart Farming using IoT and different sensors is to develop an intelligent and efficient system for watering plants and crops. The project leverages Internet of Things (IoT) technology to monitor and control the farming process, ensuring optimal water usage and improved crop yield.

- **Automation:** The project aims to automate the farming process by integrating IoT devices and sensors.
- **Sensor Integration:** Different sensors are used to collect data related to soil moisture, temperature, humidity, and other relevant environmental parameters.
- **Data Collection and Analysis:** The sensor data is collected and transmitted to a central hub or cloud-based platform.
- **Decision Making:** Based on the analysis of the collected data, intelligent algorithms or decision-making systems are implemented.
- **Water Conservation:** By continuously monitoring soil moisture levels, the system ensures that plants receive the right amount of water at the right time.
- **Remote Monitoring and Control:** The IoT-based system

allows users to remotely monitor and control the farming process.

- **Energy Efficiency:** The project aims to optimize energy consumption by incorporating energy-efficient components, such as low-power sensors and wireless communication protocols.
- **Scalability and Adaptability:** The smart farming system is designed to be scalable, allowing it to be implemented in various settings, from small gardens to large agricultural fields.
- **User-Friendly Interface:** The project focuses on developing a user-friendly interface that enables easy setup, configuration, and monitoring of the system.

4. Objectives

The objective of the smart farming project is to develop an automated and efficient farming system using IoT (Internet of Things) technology and various sensors. The project aims to optimize water usage in agricultural fields or gardens by monitoring environmental factors and plant needs in real-time. By incorporating different sensors and IoT connectivity, the system can collect and analyze data to make informed decisions about when and how much water to provide to the plants.

5. Methodology

Designing a smart farming system using IoT and different sensors involves several steps. Here's a detailed methodology to help you understand the process:

Define System Requirements: Determine the scale and scope of the farming system (e.g., residential garden, commercial farm). Identify the specific requirements such as the area to be irrigated, types of crops, water source, and desired level of automation.

Sensor Selection: Identify the sensors required for effective farming management. Some commonly used sensors in smart farming systems include:

- **Soil Moisture Sensor:** Measures the moisture content in the soil.
- **Rainfall Sensor:** Detects the occurrence and amount of rainfall.
- **Weather Station:** Measures parameters like temperature, humidity, wind speed, and solar radiation.
- **Flow Sensor:** Measures the water flow rate in the farming system.
- **IoT Platform Selection:** Select an appropriate IoT platform that supports sensor integration and data management. Popular IoT platforms include AWS IoT, Microsoft Azure IoT, and Google Cloud IoT.
- **Sensor Installation and Calibration:** Install the selected sensors in the relevant locations within the farming system. Follow the manufacturer's guidelines for sensor placement and connection. Calibrate the sensors to ensure accurate measurements.
- **Data Processing and Analysis:** Receive the sensor data in the IoT platform and store it in a database. Implement data processing techniques to clean and normalize the data.
- **User Interface and Alerts:** Develop a user interface (UI)

to provide real-time information about the farming system, sensor data, and control options. Implement alerts and notifications to inform users about critical events or conditions (e.g., low soil moisture, excessive rainfall, system malfunctions).

- Maintenance and Monitoring: Regularly inspect and maintain the sensors, IoT devices, and actuators. Monitor the system’s performance and address any issues promptly.
- Continuous Improvement: Collect feedback from users and monitor the system’s performance over time. Use the insights gained to optimize farming schedules, improve water efficiency, and enhance overall system performance [25].

System Hardware Implementation

Smart farming systems have gained significant attention in recent years due to their ability to optimize water usage and enhance agricultural productivity. This case study explores a real-life implementation of a smart farming system that utilizes IoT technology and incorporates various sensors to efficiently manage water resources and monitor crop conditions [7].

Components and Sensors

- Soil Moisture Sensors: These sensors are embedded in the soil at strategic locations throughout the field.
- Weather Station: A weather station equipped with sensors is installed to monitor various environmental parameters such as temperature, humidity, wind speed, and rainfall.
- Flow Sensors: Flow sensors are integrated into the farming system to measure the amount of water being delivered to each zone or crop.
- Light Sensors: Light sensors are employed to measure the intensity of sunlight.
- Plant Health Sensors: Plant health sensors, such as leaf wetness sensors or spectral sensors, are used to assess the health and stress levels of the plants.
- System Architecture: The smart farming system consists of the following components:
- IoT Gateway: Acts as a central hub to collect and transmit sensor data to the cloud-based platform.
- Cloud-Based Platform: Receives and stores sensor data, performs data analytics, and executes decision-making algorithms.
- Actuators: Connected to the farming system, actuators control the valves and pumps to regulate water flow to different zones or crops based on the data received from sensors.
- Mobile Application: Enables farmers to remotely monitor and control the farming system, view historical data, receive notifications, and make manual adjustments if necessary.

Circuit Diagram of System:

The detailed circuit diagram of Smart Farming using IOT is shown as below

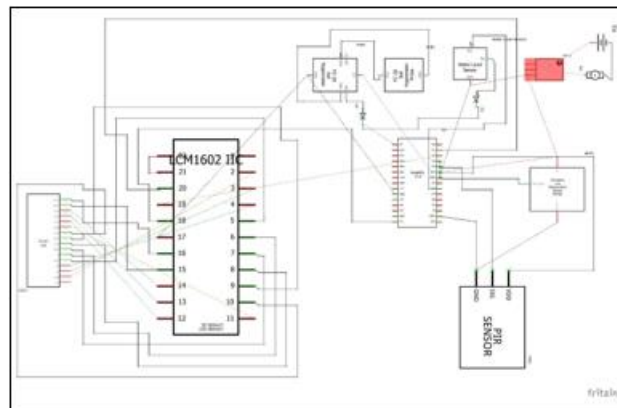


Figure 1: Circuit Diagram

Block Diagram of System

The detailed Block diagram of Smart Farming using IOT is shown as below

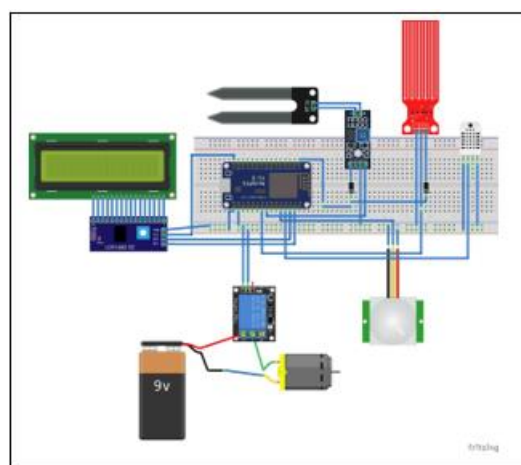


Figure 2: Block Diagram

Working of System: Smart farming systems that utilize IoT (Internet of Things) technology and various sensors operate by collecting data from the environment and making intelligent decisions regarding when and how much to water. Here’s an overview of the working of a smart farming system using different sensors:

- 1) Soil Moisture Sensor: The system typically incorporates soil moisture sensors placed at various locations in the garden or field.
- 2) Weather Sensors: Weather sensors such as temperature, humidity, and rainfall sensors are utilized to gather data about the current weather conditions.

6. Software Implementation

Software Used: Visual Studio Code and Arduino IDE
Version: 1.88 and 1.8.19

Algorithm

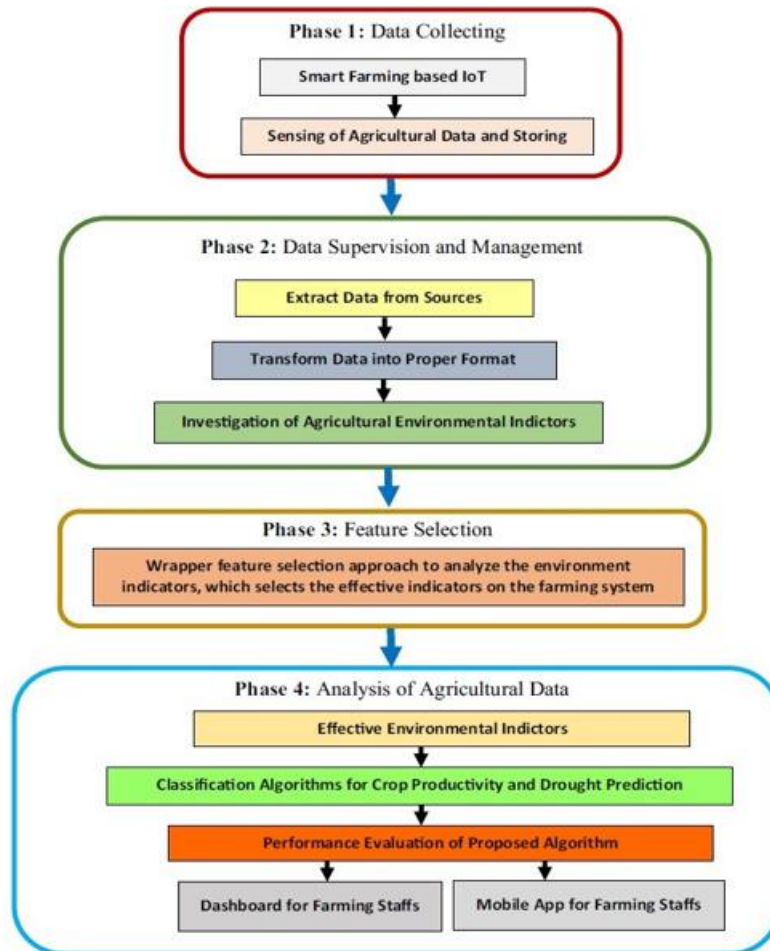


Figure 3: Algorithm

7. Results

After taking a number of trials we could capture and detect various objects along with their position and precision. The results are shown below:





8. Feature and Application

8.1 Features

IoT-based smart farming has several features that enable farmers to optimize agricultural production. Here are some of the key features of IoT-based smart farming:

Sensor-based monitoring: IoT-based smart farming involves the use of sensors to monitor various environmental parameters such as temperature, humidity, soil moisture, light, and air quality. This enables farmers to track the health of crops and livestock in real time and make informed decisions about farming operations.

Automated farming and fertilization: Smart farming systems use sensors to detect the soil moisture and nutrient levels in the soil, and then use automated farming and fertilization systems to optimize crop growth. This ensures that crops receive the right amount of water and nutrients, leading to healthier plants and higher yields.

Predictive analytics: Smart farming systems use predictive analytics to forecast weather patterns and other environmental conditions that could affect crop growth. This allows farmers to make informed decisions about when to plant, harvest and protect their crops.

Livestock monitoring: IoT-based smart farming systems use sensors and other devices to monitor the health and well-being of livestock. This includes monitoring factors such as feed intake, weight, and activity levels. This enables farmers to detect health problems early and take corrective action

before they become serious.

Remote monitoring and control: Smart farming systems can be accessed remotely, enabling farmers to monitor and control their farms from anywhere. This feature allows farmers to respond quickly to changing environmental conditions and take corrective action in real time.

Reduced waste: Smart farming systems use data analytics to optimize crop growth and minimize waste. This allows better use of resources such as water and fertilizer and reduces agricultural waste.[14].

8.2 Applications

IoT-based smart farming has several applications that can help farmers optimize their agricultural operations. Here are some of the common applications:

Precision agriculture: IoT-based smart farming can help farmers to implement precision agriculture practices by collecting data from sensors placed in the farming environment. This information can help farmers make decisions about the use of resources such as water, fertilizer and pesticides. This leads to more efficient use of resources and reduces waste, while improving crop yields.

Livestock monitoring: IoT-based smart farming can be used to monitor the health and well-being of livestock in real-time. Sensors can be placed on animals to monitor their movements, temperature, and other vital signs. This data can help farmers to identify any issues early and take necessary actions to prevent any adverse effects on the livestock.

Farming management: IoT-based smart farming can be used to optimize farming practices by collecting data on soil moisture levels, temperature, and humidity. This data can be used to adjust farming schedules and the amount of water used, leading to more efficient water use and increased crop yields. **Crop monitoring:** IoT-based smart farming can be used to monitor crops in real-time, detecting issues such as pests, diseases, and nutrient deficiencies. This information can be used to take corrective actions, leading to healthier and more productive crops.

Automated farming: IoT-based smart farming can help farmers to automate farming operations by controlling equipment and machinery remotely. This can help to reduce labor costs and improve operational efficiency [24].

9. Conclusion

In conclusion, this paper presents a comprehensive overview of a smart farming system utilizing IoT and ESP8266, along with various sensors and actuators. The integration of these components enables real-time monitoring, data analysis, and intelligent decision making for optimized water usage and enhanced crop yield. The proposed system offers the potential to revolutionize traditional farming practices by providing an efficient and sustainable solution for modern agriculture.

References

- [1] BezaNegashGetu, Hussain A. Attia, "Automatic Control of Agricultural Pumps Based on Soil Moisture Sensing", IEEE conference publication, 2015.
- [2] HemlataChanne1, SukheshKothari2, DipaliKadam3, "Multidisciplinary Model for Smart Agriculture using Internet-of-Things (IoT), Sensors, Cloud-Computing, Mobile-Computing and Big-Data Analysis", International Journal of Int.J.Computer Technology and Applications, Vol 6 (3), May-June 2015.
- [3] Joaquín Gutiérrez, Juan Francisco Villa-Medina, Alejandra NietoGaribay and Miguel ÁngelPorta-Gadara, "Automated Farming System Using a Wireless Sensor Network and GPRS Module", IEEE Transaction on Instrumentation and Measurement, Vol.63, No.1, January 2014.
- [4] MeenaKumari G, Dr. V.Vidya Devi, "Real-Time Automation and Monitoring System for Modernized Agriculture", International Journal of Review and Research in Applied Sciences and Engineering (IJRRASE) Vol3 No.1. PP 7-12 March 2013
- [5] Nikhil Agrawal, SmitanSinghal, "Smart Drip Farming System using Raspberry pi and Arduino", International Conference on Computing, Communication and Automation (ICCCA2015).
- [6] Patil K. A, N. R. Kale, "A Model for Smart Agriculture Using IoT", International Conference on Global Trends in Signal Processing, Information Computing and Communication, IEEE 2016.
- [7] N.Shakthipriya, "An Effective Method for Crop Monitoring Using Wireless Sensor Network", Middle-East Journal of Scientific Research 2014.
- [8] Junyan Ma, Xingshe Zhou, Shining Li, Zhigang Li (2011) 'Connecting Agriculture to the Internet of Things through Sensor Networks 2011 IEEE International Conferences on Internet of Things, and Cyber, Physical and Social Computing', 978-0-7695-4580-6/11 © 2011 IEEE.
- [9] Putjaika, Narayut, et al. "A control system in an intelligent farming by using Arduino technology." Student Project Conference (ICT-ISPC), 2016 Fifth ICT International. IEEE, 2016.
- [10] Y Liu, X Ma, L Shu, GP Hancke, AM. Abu-Mahfouz, From Industry 4.0 to Agriculture 4.0: Current Status, Enabling Technologies, and Research Challenges, IEEE Trans Ind Informatics, 2021, vol. 17, no. 6, pp. 4322-4334. <https://doi.org/10.1109/TII.2020.3003910>
- [11] F da Silveira, FH Lermen, FG. Amaral, An overview of agriculture 4.0 development: Systematic review of descriptions, technologies, barriers, advantages, and disadvantages, Comput Electron Agric 189 (2021) 106405, <https://doi.org/10.1016/J.COMPAG.2021.106405>
- [12] G Idoje, T Dagiuklas, M. Iqbal, Survey for smart farming technologies: Challenges and issues, Comput Electr Eng, 2021, vol. 92, 107104. <https://doi.org/10.1016/J.COMPELECENG.2021.107104>
- [13] J Miranda, P Ponce, A Molina, P. Wright, Sensing, smart and sustainable technologies for Agri-Food 4.0, Comput Ind, 2019, vol. 108, pp. 21–36. <https://doi.org/10.1016/J.COMPIND.2019.02.002>
- [14] M Lezoche, H Panetto, J Kacprzyk, JE Hernandez, Alemayehu D'iaz MME. Agri-food 4.0: A survey of the supply chains and technologies for the future agriculture, Comput Ind, 2020, vol. 117, 103187. <https://doi.org/10.1016/J.COMPIND.2020.103187>
- [15] Bhakta I, Phadikar S, Majumder K. State-of-the-art technologies in precision agriculture: a systematic review. Journal of the Science of Food and Agriculture, 2019, vol. 99, no. 11. pp. 4878-4888. <https://doi.org/10.1002/jsfa.9693>
- [16] SO Araújo, RS Peres, J Barata, F Lidon, JC. Ramalho, Characterising the Agriculture 4.0 Landscape — Emerging Trends, Challenges and Opportunities, Agron, 2021, vol. 11, no. 4, 667. <https://doi.org/10.3390/AGRONOMY11040667>
- [17] M Bacco, P Barsocchi, E Ferro, A Gotta, M. Ruggeri, The Digitisation of Agriculture: a Survey of Research Activities on Smart Farming, Array, 2019, 3–4, 100009. <https://doi.org/10.1016/j.array.2019.100009>
- [18] Singh, G., Nager, P. A case Study on Nutek India Limited Regarding Deep Falling in Share Price. Researchers World - Journal of Arts, Science Commerce, 2012, vol. 3(2), 3.
- [19] Nager, P., Singh, G. An Analysis of Outliers For Fraud Detection in Indian Stock Market. Researchers World - Journal of Arts, Science Commerce, 2012, vol. 3(4), 4.
- [20] MJ Page, JE McKenzie, PM Bossuyt, I Boutron, TC Hoffmann, CD Mulrow, et al., The PRISMA 2020 statement: An updated guideline for reporting systematic reviews, BMJ, 2021, 372. <https://doi.org/10.1136/BMJ.N71>
- [21] Ahmed MA, Ahsan I, Abbas M. Systematic Literature Review: Ingenious Software Project Management while narrowing the impact aspect. RACS '16: Proceedings of the International Conference on Research in Adaptive and Convergent Systems, 2016, pp. 165–168. <https://doi.org/10.1145/2987386.2987422>
- [22] C Pylaniadis, S Osinga, IN. Athanasiadis, Introducing digital twins to agriculture, Comput Electron Agric 184 (2021) 105942, <https://doi.org/10.1016/J.COMPAG.2020.105942>
- [23] Shaikh ZA Aqeel-ur-Rehman, NA Shaikh, N Islam, An integrated framework to develop context aware sensor grid for agriculture, Aust J Basic Appl Sci, 2010.
- [24] W Shi, J Cao, Q Zhang, Y Li, L. Xu, Edge Computing: Vision and Challenges, IEEE Internet Things J 3, 2016, 637–646, <https://doi.org/10.1109/JIOT.2016.2579198>
- [25] A Tzounis, N Katsoulas, T Bartzanas, C. Kittas, Internet of Things in agriculture, recent advances and future challenges, Biosyst Eng, 164, 2017, 31–48, <https://doi.org/10.1016/J.BIOSYSTEMSENG.2017.09.007>
- [26] VP Kour, S. Arora, Recent Developments of the Internet of Things in Agriculture: A Survey, IEEE

- Access 8, 2020, 129924–129957,
<https://doi.org/10.1109/AC-CESS.2020.3009298>
- [29] MU Aftab, O Ashraf, M Irfan, M Majid, A Nisar, MA. Habib, A Review Study of Wireless Sensor Networks and Its Security, *Commun Netw*, 7, 2015, 172–179, <https://doi.org/10.4236/cn.2015.74016>
- [30] X Yu, P Wu, W Han, Z. Zhang, A survey on wireless sensor network infrastructure for agriculture, *Comput Stand Interfaces*, 1, 2013, 59–64, <https://doi.org/10.1016/J.CSI.2012.05.001>
- [31] Mell PM, Grance T. The NIST definition of cloud computing, 2011. <https://doi.org/10.6028/NIST.SP.800-145> 29. Alwada'n T. Cloud computing and multi-agent system: monitoring and services. 2018.