

# Traditional Libraries are at Forefront in Accepting New Concept of Hybrid Library - A Survey with Special Reference to the Government District Libraries in Marathwada Region

**Bhalerao Sanjeevane Balaji**

Research Scholar, Library and Information Science, School of Media Studies, Swami Ramanand Teerth Marathwada University, Nanded - 431601, Maharashtra, India

Contact: 7057818212

Email: [mmsgaikwad98\[at\]gmail.com](mailto:mmsgaikwad98[at]gmail.com)

ORCID ID: 0009 - 0006 - 0196 - 951X

**Abstract:** *While providing any service facility, libraries rely on both traditional and modern. And able to provide more complete and quality services with their help. It mainly considers the local conditions in the traditional way. Whereas in the modern system more emphasis is placed on using technology more and more. In both approaches, libraries are engaged in providing effective service facilities to their readers and are constantly striving for greater accuracy. In short, many services are provided to the readers through the library, for some reason these services have to be changed, but this does not change the basic service facilities and concept of the library. Libraries are fundamentally established to provide best services to their Users. With the advancement of computerization, Services traditional Libraries been passed through different phases. That is Manual to Automation and then slowly the concept of database and use of e - resources has been continuously increasing maximum libraries particularly special and Academic libraries incorporating various concept related to ICT and thus it is resulting into collection of e - resources, offline and online, open and paid Databases, Consortia are continuously occupying space in libraries. Therefore these type of libraries are known 'Hybrid Libraries'. In brief we can say that Hybrid libraries can be described as The Libraries have print and e - resources, Manual and Advanced automated services.*

**Keywords:** Traditional library, Hybrid Library, Library Automation

## 1. Introduction

The prerequisite for libraries in the present situation is aimed at wider social awareness and improvement. The information explosion in the 21st century is called the Knowledge Era. The importance of information literacy is increasing day by day. Information technology mastery is making use of all related technologies to solve research problems. Earlier this knowledge creation was monopolized by a few sections of the society, the revolution in telecommunication and information technology has opened the halls of knowledge to all.

Due to this, in order to create a knowledgeable society that is expected in this century and thereby achieve the development of our village, state and nation, the strength of the public library, the availability of information, thereby the comprehensive development of public libraries at various levels are essential factors.

In the said research Article "Present Study and Status of development towards innovation of Government District Libraries in Marathwada Region". Also, various factors that contribute to the development of the library have been studied.

### Historical Growth of Libraries:

#### 1) Traditional Libraries/ Manual Libraries:

Actual Traditional libraries become common to all from 1935 on words. Before Independence to till 1950 public libraries and few Academic libraries were rendering services to the

users and academicians. With the establishment of University Grant Commission in 1956 and various commissions such as Radhakrishnan commission and Kothari commission, Academic libraries came in full flagged and became active. Real growth and development of libraries started because of this UGC commission.

#### 2) Automation of Libraries:

From 1970 on words phase of library Automation came into existence. Academic, Special and even public libraries have started the process of computerization of libraries on the priority basis. Till 1990 maximum number of libraries have transformed from manual library to automation.

#### 3) Hybrid Libraries

With the advancement of Microsoft and Use of Internet has been increases at tremendous level. Almost all users irrespective of their profession have associated with internet at Global Level. This all resulted in mostly libraries have accepted new form of Hybrid Libraries. Now it is very difficult to specify and trace library having only print collection.

Hybrid libraries have become part and parcel of daily routine of users and academicians.

#### Importance of Hybrid Library

Considering the busy schedule of users many times it's highly difficult to them to access print Resources. Therefore, they prefer access to online sources mostly with the help of internet and libraries have also accepted collection development &

Volume 13 Issue 3, March 2024

Fully Refereed | Open Access | Double Blind Peer Reviewed Journal


[www.ijsr.net](http://www.ijsr.net)

services through e - resources. It is resulted in libraries are having both collections. Increasing imbalance, a way and users are making optimum use of both resources. Hybrid libraries are getting importance and playing vital role in providing services than the one type of library either traditional or hybrid library. Focusing on this point the researchers has selected the present theme for purpose of study.

**Government District Libraries in Maharashtra: Overview**

As per 2001 census, the population of Maharashtra was 9.69 crore. It has a literacy rate of 77%. Maharashtra state had 35 districts, 353 talukas, 40 cities and 43711 villages. In Maharashtra, 42% people lived in urban areas and 58% in rural areas. There was one public library for every 5 villages. The 35 districts of Maharashtra were divided into six divisions. Konkan (six districts), Nashik (5 districts), Pune (5 districts), Aurangabad (8 districts), Amravati (5 districts) and Nagpur (6 districts) were divided into six divisions. Out of the above 35 districts, 35 districts have district government libraries with a total staff of over 500.

**Internal structure of public libraries accounts for**



**Changing aspects of libraries**

Due to technology, research, innovation, creativity etc., radical changes are seen in all aspects of library. To know the changing aspects of library will be useful to modernize the libraries and achieve the desired speed.

**Modernization through use of new technology**

In the 19th century many new devices and tools were created due to innovation. From that, industries, factories started to be modernized rapidly. Further, agriculture, education, means of transport, means of communication also started to be modernized through the use of these new equipment's. Libraries also began to modernize initially through the use of machines such as typewriters, Xerox, microfilming, etc. With the passage of time the use of computers has accelerated the modernization of libraries and now along with computers the speed and direction of library modernization has also increased with the help of internet, electronic reading material barcode, RFID and other modern tools.

**Objective of Study:**

- 1) To study present status of Government District library.
- 2) To identify present users and services rendered in hybrid Library.
- 3) To find out problems/difficulties of library staff, users associated with library.
- 4) To highlight strength of hybrid libraries
- 5) To suggest remedies to overcome difficulties.

**Hypothesis:**

- 1) The present status of Government District library is Appreciable.

- 2) The users of hybrid library are making maximum /optimum use.
- 3) Growth of print as well as e - resources are increasing in balance way.

**Scope and Limitation**

Scope of present study covers Library Officer, Librarian of Government District Library and Professionals associated with Government Public Library. This study is limited to Marathwada Region. Only Five years duration has been considered to the study.

**2. Methodology and Technique:**

For this study survey method was conducted by using questionnaire & taking personnel interview data is collected from Library Professionals and Library Users of Government

District Libraries. The collected data were classified, analysed and tabulated by using statistical method.

**3. Data Analysis and Interpretation**

**Data Collection:**

The process of data collection was beginning with collection of data in the form of questionnaire. The researcher collected comprehensive information to obtain factual details relevant to the research topic. This collection of information has aimed at libraries and the services they provide, libraries and their users, library services and service categories in the context of library and informatics. In short, all aspects of the concept of library has considered together or separately. Depending on the subject, any one or more of these elements can be the target population for obtaining the information. Therefore In order to study the services offered by the District Libraries to the Users, the number of users has to be considered. As per the number of users are very large, it was not possible to collect information from all. However, it conducted a sample survey at such a time. A conclusion was drawn on the basis of a representative sample can be considered for all groups. The instruments used for data collection are questionnaire and interview and observation when necessary. In this way information research has begins with data collection.

**Data Analysis:**

A well - structured questionnaire was used for collecting opinions of the library users about use of library collections, services, facilities and online services. Out of the 70 user's questionnaires, only 58 questionnaires were collected from the respondent and near about 25 library professional's personnel interview cum discussion resulted into raw data and that selected for analysis of data. This study demonstrates and elaborated based on the objectives of the present Study.

**Table 1:** Questionnaire distributed and received from Different Users

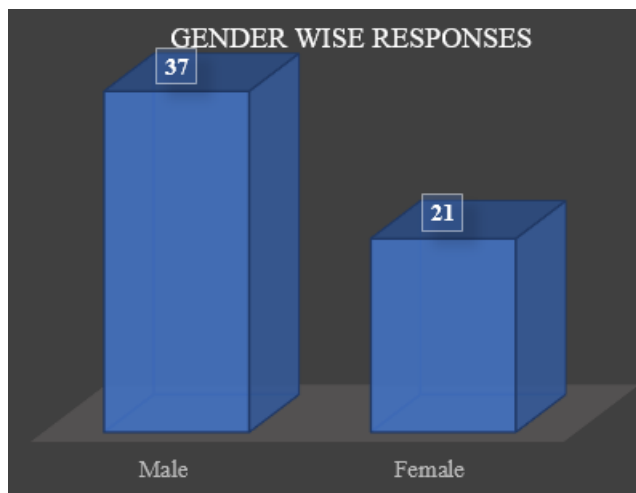
Content	Questionnaire distributed	Response Received
Users of Academic Library	70	58

Table 1 indicates that from 70 users of academic libraries there were 58 responses received.

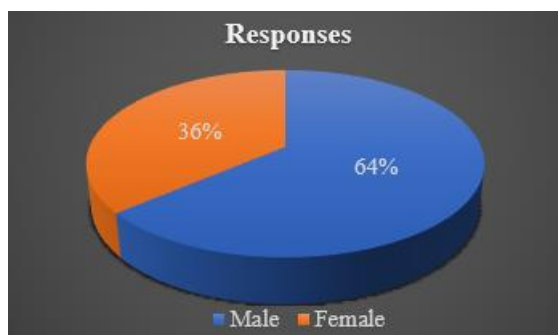
**Table 2: Gender wise Response**

Sr. No.	Gender	Number of Responses	Percentage
1	Male	37	64%
2	Female	21	36%
Total		58	100%

Table No: 2 Displays the gender wise responses received from Academic Library Users. There are 37 (64%) male Users and 21 (36%) Female users responses the questionnaire.



**Column Chart No 1**

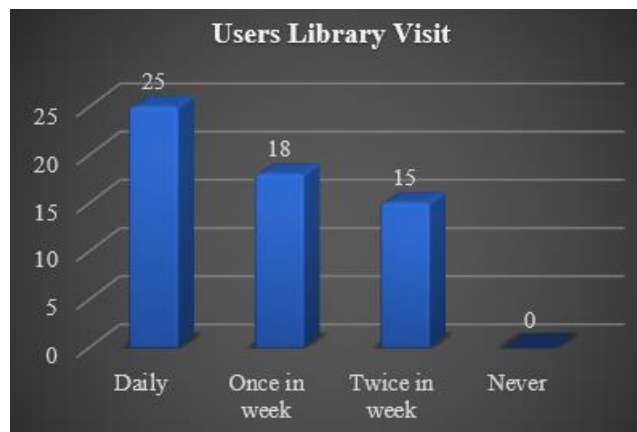


**Doughnut Chart No.1**

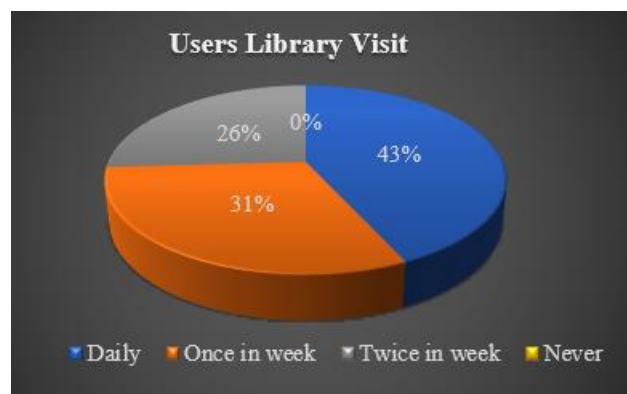
**Table 3: Users Library Visit**

S. No.	Gender	Number of Responses	Percentage
1	Daily	25	43%
2	Once in week	18	31%
3	Twice in week	15	20%
4	Never	--	00%
Total		58	100%

Table No 3 represents that there are 25 (43%) users visit to library at daily basis.18 (31%) user’s visit to library once in week and 15 (20%) users visit to library twice in a week.



**Column Chart No. 2**

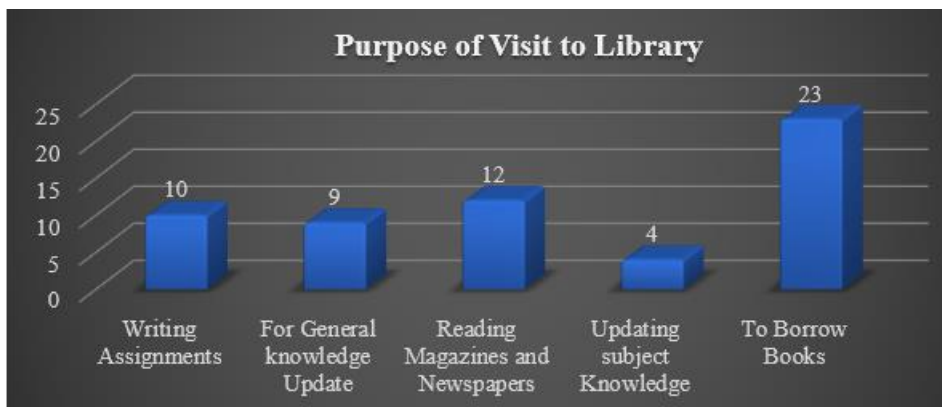


**Doughnut Chart No. 2**

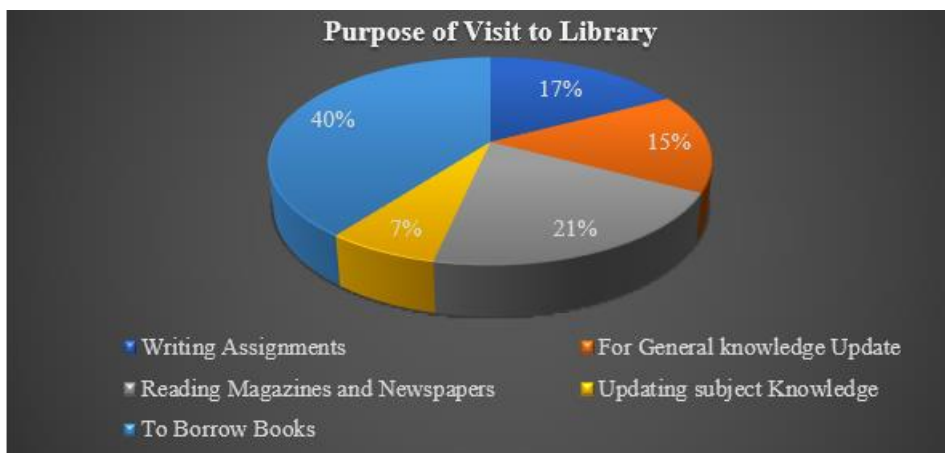
**Table 4: Purpose of Visit to Library:**

Sr. No.	Purpose	Number of Responses	Percentage
1	Writing Assignments	10	17%
2	For General knowledge Update	09	15%
3	Reading Magazines and Newspapers	12	21%
4	Updating subject Knowledge	04	07%
5	To Borrow Books	23	40%
Total		58	100%

Table No 4 designates the purpose of visit to the library users. The study shows 10 (17%) users visit to library for the purpose of writing assignments. There are 09 (15%) library users visited for General knowledge update. Followed by Reading magazines and newspapers 12 (21%), to Borrow Books 23 (40%). Only 04 (7%) of users visited for updating the subject Knowledge.



Column Chart No.3



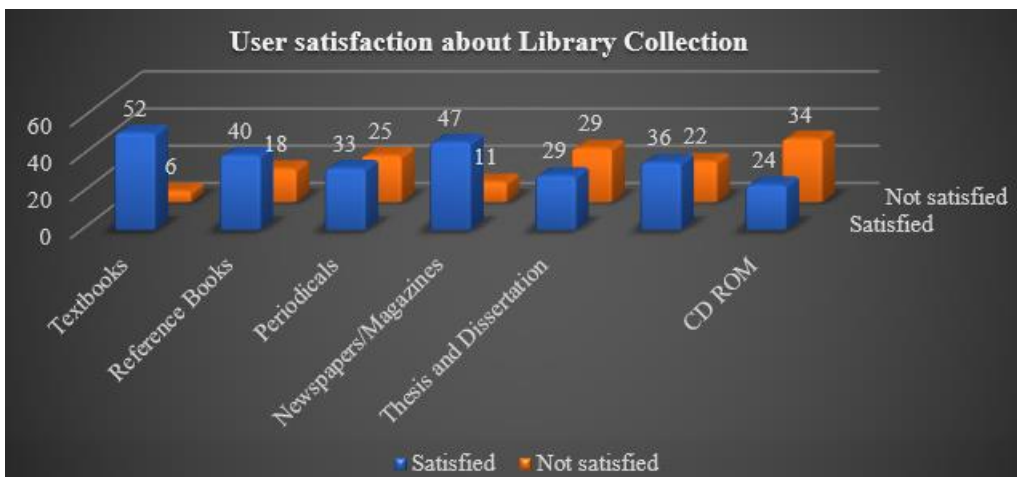
Doughnut Chart No.3

Table 5: Level of Satisfaction (Library Collection)

Sr. No.	Library Collection	Number of Responses		Number of Responses	
		Satisfied	Percentage	Not satisfied	Percentage
1	Textbooks	52	90%	06	10%
2	Reference Books	40	69%	18	31%
3	Periodicals	33	57%	25	43%
4	Newspapers/Magazines	47	81%	11	19%
5	Thesis and Dissertation	29	50%	29	50%
6	Electronic resources	36	59%	22	41%
7	CD ROM	24	09%	34	24%

Table No 5 entitles the level of satisfaction about library collection of the library users. The study shows 52 (90%) users satisfied with textbooks and 6 (10%) user are not satisfied.40 (69%) users are satisfied with Reference books collection and 18 (31%) users are not satisfied.33 (57%) respondent are satisfied with periodicals 47 (81%) with

Newspapers/magazines 29 (50%), 36 (59%) respondent with electronic resources, 24 (9%) respondent satisfied with CD ROMs and in respectively 25 (43%) periodicals, 11 (19%) with Newspapers/magazines, 29 (50%) with Thesis and Dissertation, 22 (41%) with Electronic resources, 34 (24%) respondent are unsatisfied with library collection.



Column Chart No.4.

Table 6: Opinion about library services

Sr. No.	Library Services	Number of Responses		Number of Responses	
		Satisfied	Percentage	Not Satisfied	Percentage
1	Circulation Services	42	72%	16	28%
2	Reference Services	51	88%	07	12%
3	Bibliographic Services	20	29%	48	71%
4	OPAC Services	34	59%	24	41%
5	CD ROMS Services	29	57%	39	43%
6	Other Online Services	53	91%	05	09%

Table No 6 describes the level of satisfaction about library service of the library users. Majority 53 (91%) user are satisfied with other online services. Followed by 05 (9%) users are not satisfied with online services. The study shows 42 (72%) users satisfied with Circulation Services and 16 (28%) user are not satisfied. 51 (88%) users are satisfied with Reference Services and 07 (12%) users are not satisfied. 20

(29%) respondent are satisfied with Bibliographic Services 34 (59%) with OPAC Service, 29 (57%) respondent with CD ROMs Services, and in respectively 07 (12%) Reference Services, 48 (71%) with Bibliographic Services, 24 (41%) with OPAC Service, 39 (43%) with CD ROMs Services respondent are unsatisfied with library collection.



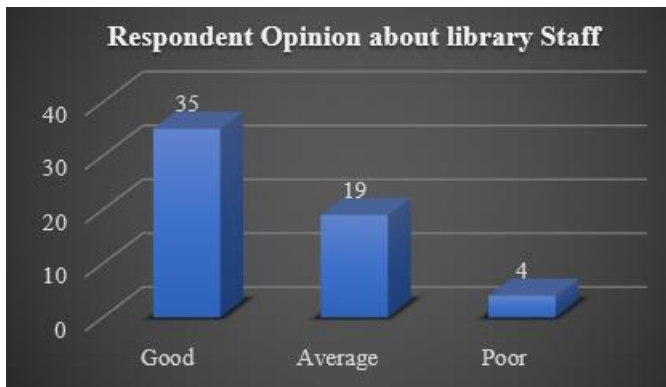
Column Chart No. 5

Table 7: Users opinion about library staff

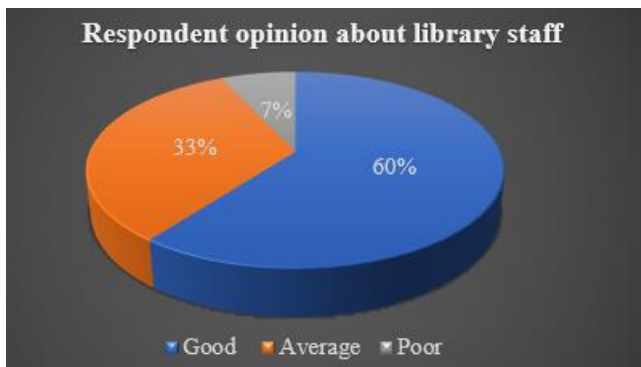
Sr. No.	Users Opinion	Respondent	Percentage
1	Good	35	43%
2	Average	19	31%
3	Poor	04	20%
Total		58	100%

respondents negatively expressed and given poor opinion regarding helpfulness of library staff.

Table No 7 describes about the users opinion about library Staff. There are 35 (43%) respondent expressed good opinion about the library staff, 19 (31%) respondent expressed average opinion about the library staff and only 4 (20%)

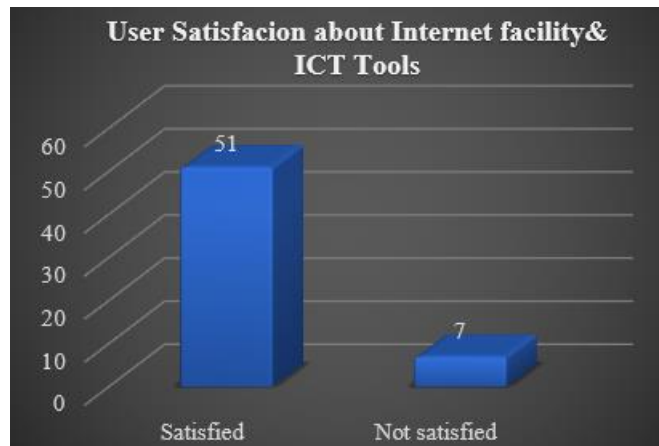


Column Chart No.6.



Doughnut Chart No.4.

Table No 8 explains about the users satisfaction about Internet facility & ICT Tools in library. There are 51 (88%) respondent are satisfied with internet facilities provided by library and only 07 (12%) respondent are not satisfied with internet facilities provided by library.



Column Chart No.7



Doughnut Chart No.5

Table 8: Level of satisfaction of internet Facility & ICT Tools

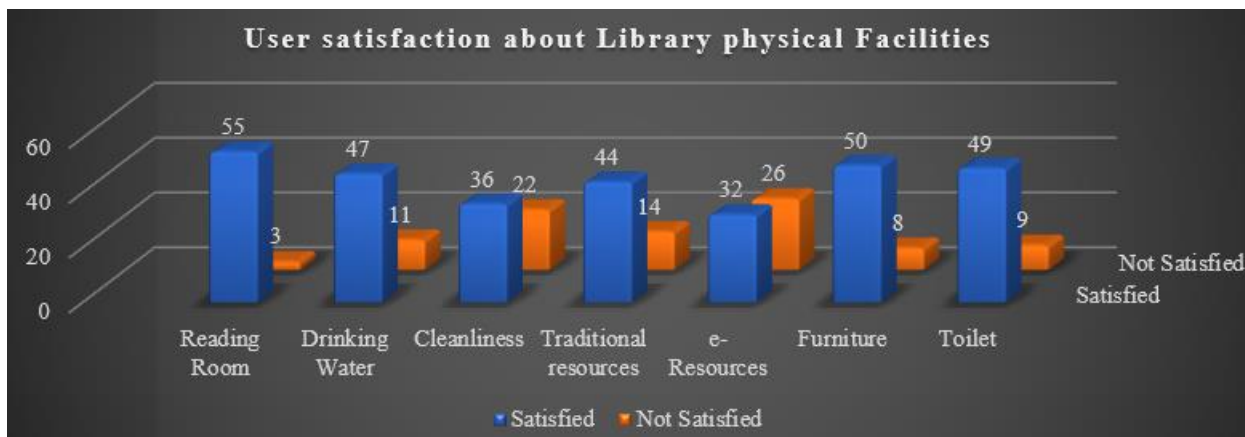
S. No.	Users Opinion about Internet Facility & ICT Tools	Respondent	Percentage
1	Satisfied	51	88%
2	Not satisfied	07	12%
Total		58	100%

Table 9: Library physical Facilities

Sr. No.	Library physical Facility	Respondent			
		Satisfied	Percentage	Not Satisfied	Percentage
1	Reading Room	55	95%	03	05%
2	Drinking Water	47	81%	11	19%
3	Cleanliness	36	62%	22	38%
4	Traditional resources	44	76%	14	24%
5	e - Resources	32	55%	26	45%
6	Furniture	50	86%	08	14%
6	Toilet	49	84%	09	16%

Table No 9 describes the level of satisfaction about physical facilities provided by academic library. Majority 55 (95%) user are satisfied with Reading Room facility. Followed by 03 (5%) users are not satisfied with Reading Room facility. The study shows 47 (81%) users satisfied with Drinking Water and 11 (19%) user are not satisfied.36 (62%) users are satisfied with Cleanliness and 22 (38%) users are not satisfied.44

(76%) respondent are satisfied with Traditional resources 32 (55%) with e - Resources, 50 (86%) respondent with Furniture 49 (84%) with Toilet and in respectively 14 (24%) with Traditional resources, 26 (45%) with e - Resources, 8 (14%) with Furniture 9 (16%) respondent with Toilet facility are unsatisfied with library physical Facilities.

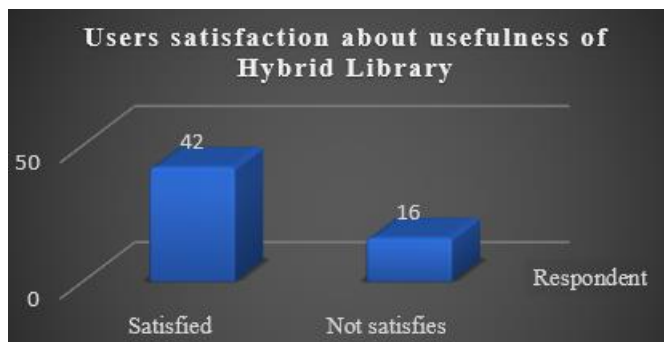


Column Chart No.8

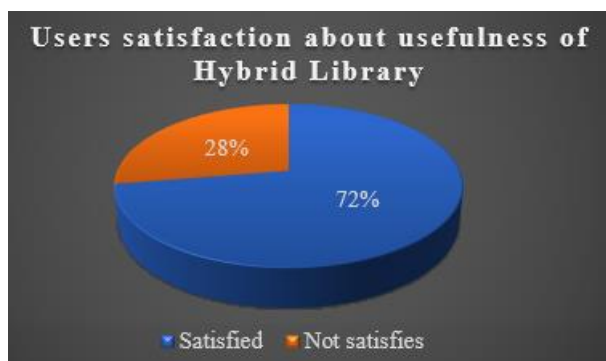
Table 10: User satisfaction about Hybrid Library (Traditional resources as well as e - resources)

Sr. No.	Users satisfaction about usefulness of Hybrid Library	Respondent	Percentage
1	Fully Satisfied	42	72%
2	Not satisfies	16	28%
Total		58	100%

Table 10: explains about the users satisfaction about Hybrid library. There are 42 (72%) respondent are satisfied with use of Traditional resources as well as e - resources and only 16 (28%) respondent are not satisfied with use of Traditional resources as well as e - resources.



Column Chart No.9.



Doughnut Chart No.6.

#### 4. Finding and Suggestion

The study has been identified from the following findings:

- 1) Majority of the users were visited library regular on daily basis.
- 2) Most of the users visit library for the purpose of borrow books.

- 3) Most of the library users were given preference to Use reference books, newspapers, magazines and electronic services.
- 4) Study shows that users are ultimately satisfied with library collection, library services and Library physical facilities.
- 5) It has been seen that Majority of users were Comfortable about changing aspect of library. They are satisfied about usefulness of Traditional resources as well as e - resources.

The following suggestions were drawn based on study are as follows:

- 1) Most of the users suggested to subscribe more textbooks, reference books and e - resources.
- 2) Library physical facilities should be improved with distilled drinking water and Internet High speed facility must require.
- 3) Library should provide Xerox and printing facilities.

#### 5. Conclusion

The hybrid libraries are designed to use a range of technologies from different sources to explore integrated systems and services in both electronic as well as print environments.

This means bringing the two worlds of librarianship in one place. Of course, it further connotes that the libraries are eagerly embracing the digital world. They are acquiring access to great quantities of electronic resources around the world.

There by creating access to global knowledge in libraries. Though the issue of hybrid library development is still very new in many libraries, especially at the university levels are seen to have adopted Nevertheless, there are still mounting problems. Problems associated with our environment, but hope is very high that in the very near future. In Future Academic Libraries may join the committee of Nations to fully enjoy and contribute their quota on the global access so knowledge through hybrid library development.

#### 6. Directions to the Next Researcher

Research is an organized activity carried out to acquire new knowledge. Future researchers have a basis for previous

research because it is the starting point for new research. This Research paper will be a guide for future researchers to enhance the body of established knowledge, improve new knowledge, and validate knowledge.

By doing this study or research of libraries, the prospective researcher will get to know about the different approaches used for research work so that they can explore their sources and new research techniques. Library management can adopt a developmental approach and explore the nature of library services. The said research project can be used as a reference tool for imminent researchers.

## References

- [1] Suresha N. (2016) User satisfaction on Library Resources and services in St. Claret Degree college library, Bangalore - A study. International journal of Education of next generation Library and Technologies, 2 (3), 1 - 9.
- [2] Mahajan P (2009). Information seeking behaviour - A study of Punjab University, India. Library philosophy and practice (e - journals), 1027.
- [3] Prabhavati D (2011). Information seeking behaviour of post graduate students of SPMW, Tirupati (A. P.): A study, International Journal of Digital Library Services 1 (1): 34 - 47.
- [4] Sohil M. D, Pandey A, Upadhyay Ak (2012). Use of Library resources in University Libraries by Students: A survey with special reference the University of Kalain. IASIC Bulletin.57 (2): 122 - 128.
- [5] Gunasekara Chamani (2010) Students usage of a Library: A user survey conducted at the Main Library University of peradenia. Journal of the University Librarian, Association of Shrilanka 14 (1). S
- [6] Dr. A. V. Deshpande, Granthalaya ani tyache prakar, Yashwantrao chavan open university, nashik,
- [7] Mangla, P. B. (2000). The role of libraries in global village with particular reference to India: Reading in library and information science (Dr SP Sood Festschrift). Vyas, S. D., et al. (Eds.). Jaipur: Raj Publishing House.
- [8] [http://dol.maharashtra.gov.in/government\\_district\\_libraries](http://dol.maharashtra.gov.in/government_district_libraries)
- [9] [https://dol.maharashtra.gov.in/en/govt.\\_recognized\\_public\\_libraries](https://dol.maharashtra.gov.in/en/govt._recognized_public_libraries)
- [10] <https://en.wikipedia.org/wiki/Library>
- [11] [https://en.wikipedia.org/wiki/History\\_of\\_libraries](https://en.wikipedia.org/wiki/History_of_libraries)