

Development Trends in Perovskites for Emerging Technologies: A Review

Varunjot Kaur

Department of Physics, Chandigarh University, Mohali, Punjab 140301, India

Corresponding Author Email: [kvarunjot\[at\]gmail.com](mailto:kvarunjot[at]gmail.com)

Abstract: *Perovskites, as we all recognize, have been a big part or object of interest in recent years. Perovskite solar cells (PSCs) have shown tremendous potential in the area of renewable energy due to their superior performance and processing compatibility. However, before commercialization, a significant weakness in the form of low stability must be addressed immediately. The quick enhancement of perovskite sun based cells has made them interesting and valuable, the perovskite sun oriented cell is presently considered as the rising star of the photovoltaic world. There could be a great opportunity for advance inquires about into the fundamental material science and chemistry around perovskites even though their operational strategies seem to be new. Crystallization in ceramics is ordinarily considered to be a problem within the glass industry. In any case, controlled crystallization of ceramics could be a fundamental necessity within the improvement of perovskites with its valuable properties. This article presents an outline of different angles of perovskites where crystallization is either considered to be either invaluable or tricky. Perovskites offers an energizing play area for physicists, chemists and fabric researchers as ponder is valuable to investigate the possibility of calcium titanium oxide too.*

Keywords: Perovskites, PSCs

1. Introduction

Synthetic perovskite analogues of natural minerals have an orthorhombic crystal structure with the same molecular composition as CaTiO_3 . These materials have demonstrated promising uses in optoelectronics and photonics due to their structural properties. For several uses, these are emerging as the most effective and effective technologies with low costs. CaTiO_3 is the formula for true perovskite, which is made up of calcium, titanium, and oxygen. Perovskites are identified by the name of Russian mineralogist L. A. Perovski, who founded the minerals in Mountains of Russia in 1839 and named them after him. The inclusion of impurities in perovskites causes the mineral to be colored, but perovskites are colorless and diamagnetic solids. Perovskites have the chemical formula ABX_3 , where 'A' and 'B' are two different - sized cations, and X is an anion that binds to both. The atoms in the letter 'A' are heavier than the atoms in the letter 'B.'

Perovskites can be depicted in a variety of ways. The easiest way to depict the composition of perovskite is to imagine a cube with atoms B in the corners and a smaller atom X with negative charge on the faces and a large molecular cation of type A in the middle. The perovskite arrangement uses compounds and stoichiometry to preserve light. Researchers are indeed troubled behind the reason that why positive and negative charges are released by photo - excitation in these types of cells penetrate their anodes so well. To capture radiation, the perovskite structure employs compounds and stoichiometry. Researchers are still perplexed as to why the positive and negative charges generated by photo - excitation in these cells are so well absorbed by the electrodes. Fabric researchers have appeared colossal intrigued in perovskite since it is copiously accessible in nature.

Experts discovered that superconductivity, magneto resistance, ionic conductivity, and the collection of dielectric properties are all essential in media transmission and

microelectronics. Perovskite mineral has the ability to absorb energy, and it needs less than 1 m of cloth to capture the same volume of sunlight as most sun - based cells. Perovskite is a semiconductor that is used to transport electric charge as light strikes the cloth. Oxford University scientists discovered that perovskite can be used as a substitute for thin - film solar cells in the United Kingdom. PSC refers to a cell with a perovskite precious stone arrangement that usually consists of a normal bunch tin or lead and a halogen.

Methyl ammonium lead halide is the most well - known and commonly used perovskite cell. The primary configuration of a perovskite Sun oriented Cell is built on a dye - sensitized sun controlled cell where the TiO_2 layer is set and natural materials are deposited across the layers where the perovskite can function only as a light retentive and then it will carry charge carriers for electron portability. The primary utilization of Perovskites was in solid - state solar cells in 2012. The foremost cells have utilized the taking after combination of materials within the perovskite frame ABX_3 :

- is a natural cation i. e., formamidium ($\text{NH}_2\text{CHNH}_2^+$)
- is the huge inorganic cation

X_3 is marginally littler halogen anion

Strontium titanite is the foremost broadly utilized perovskite (SrTiO_3). Because of its temperature variant design, it is used in tunable HTS (high temperature superconducting) microwave filters. It occurs in cubic form at room temperature but converts into tetragonal shape at temperatures less than 105 kelvin. It has dissolving point of about 2353.15 kelvin. At room temperature, it may be a centrosymmetric para electric fabric with a perovskite structure. It achieves a ferroelectric standard with an exceedingly high dielectric constant 104 at room temperatures, but it remains paraelectric down to the lowest temperatures measured as a result of quantum changes that progress makes it quantum paraelectric.

SrTiO₃ has a circuitous band hole and coordinate band - gap of 3.25 eV and a 3.75 eV respectively. Synthetic strontium titanite features an exceptionally expansive dielectric consistent (300) at room temperature and no electric field. It incorporates a particular resistivity of over 10⁹ Ω - cm for exceptionally immaculate precious stones. It is additionally utilized in high - voltage capacitors. At tall electron densities strontium titanite gets to be superconducting underneath 0.35 K and was the primary separator and oxide found to be superconductive. It is utilized as a jewel simulant. Besides, its cubic structure and tall scattering have made the manufactured strontium titanite a major portion for mimicking jewel.

In the long run, in 1955 Strontium titanite was in competition with manufactured rutile ("Titania") which had the advantage of missing the disastrous yellow tinge and solid birefringence characteristic to the last mentioned fabric. Whereas it was gentler, it was essentially closer to jewel in resemblance. In any case, both had the same disadvantages of being obscured by the creation of "way better" simulants at long last utilizing extreme simulant in terms of diamond - likeness and cost - effectiveness. Strontium titanite is still made and intermittently experienced in adornments because it is one of the costliest shapes of jewel simulants, and due to its rare nature collectors pay a really large premium. As a precious stone simulant, strontium titanite is the foremost misleading when blended with skirmish and is utilized as the base fabric for a doublet stone. Gemologists recognized strontium titanite from precious stone utilizing magnifying instrument since of these properties: the former's delicate quality, surface scraped area, abundance scattering and incidental gas bubbles which are leftovers of union. Doublets can be recognized by a joining a line at the midsection of the stone and smoothed discuss bubbles are unmistakable inside the stone at the point of holding. It is utilized in radioisotope thermo - electric generators Due to its tall softening point and insolubility. Strontium titanite is additionally being utilized as a strontium - 90 - containing fabric in radioisotope thermo - electric generators, such as the US Sentinel and Soviet Beta - M arrangement.

Formation of perovskites (fabrication of perovskites)

Perovskites can be easily transformed into some other thin film frameworks, and the first perovskite solar cell was based on solid state dye - sensitized solar cells (DSSCs), which are widely used in daily life as a mesoporous TiO₂ scaffold. Many cells use Al₂O₃ scaffold in a 'meso - super organized' architecture, but due to TiO₂'s high temperature and UV instability, different measures are needed for its processing, resulting in a 'planar' architecture close to other thin - film cells. Several perovskites are synthesized using solid - state reactions, resulting in poly - crystalline samples. Many perovskites are synthesized using powerful state responses that give crystalline tests.

Presently after a few a long time of slacking behind the mesoporous cells are presently nearly as productive as others in terms of proficiency and planar perovskites. These materials are basically the twofold oxides which when responded at moderately tall temperature some of the time includes the issues since the beginning oxides (e. g. PbO)

may vaporize. The response temperature can be brought down by applying microwave amalgamation methods and hence minimizing the misfortune of unstable components. With the controlled levels of dopants the powders and lean movies can be arranged with the Sol - Gel procedure utilizing metal alkoxides as forerunners. The physical vapor testimony (PVD) or heat laser statement (PLD) strategy has been effectively utilized for preparation of Lean movies of ferroelectric.

A really vital strategy like vacuum or arrangement strategies are utilized to prepare the perovskite film quality. Initially, the best gadgets are given by vacuum - deposited movies which moreover incorporate the co - evaporation of the natural component as well as the inorganic components at the same time. Moreover, the extraordinary outlined dissipation chambers are not accessible transparently and commonly to all analysts. As a result, in arrange to make strides the solution - processed gadgets significant efforts have been made to form them less complex and permit low - temperature handling.

Deposition of the active layer of a perovskite solar cell may also be done in one or two steps. A precursor solution is coated and then heated to transform to a perovskite film in the one - step process. . Film consistency and thickness are two big problems that arise during the fabrication of perovskite solar cells. Deposition conditions and temperature should be optimized in order to shape a rugged surface with insufficient coverage. So as to create advancements to film quality thicker interface layers are utilized which can be accomplished through an assortment of strategies. A ponder of the arrangement and structure of shapes of perovskites will offer assistance to create numerous applications counting sun powered cells. Perovskites share the same precious stone structure as the normal perovskite mineral calcium titanite (CaTiO₃). Substituting other components or chemical bunches input of the calcium, titanium and oxygen makes unnatural half breed perovskites. Including natural layers can lead to Nano - structures that upgrade the soundness of the by and large fabric. The analysts afterward uncovered how halfway precious stone parts shaped inside a dissolvable blend give a framework that encourages the crystallization of the specified RDPs. These are also often used to make perovskites for a variety of other uses, including light - emitting diodes, transistors, catalysts, sensors, and highly sensitive gas storage materials.

Until layered organometal halide perovskites showed a semiconductor - to - metal transition of increasing dimensionality, halide perovskites received little recognition. The band distance decreased with increased dimensionality from 2D to 3D, As a result of solidity problems, organolead halide perovskite is not suitable for fluid electrolyte - based sensitized solar powered cells. This precariousness problem was solved by substituting a solid gap conductor for the fluid electrolyte.

Deposition methods for fabrication in detail:

The manufacturing approaches are divided into two categories:

One - step solution deposition as well as two - step solution deposition.

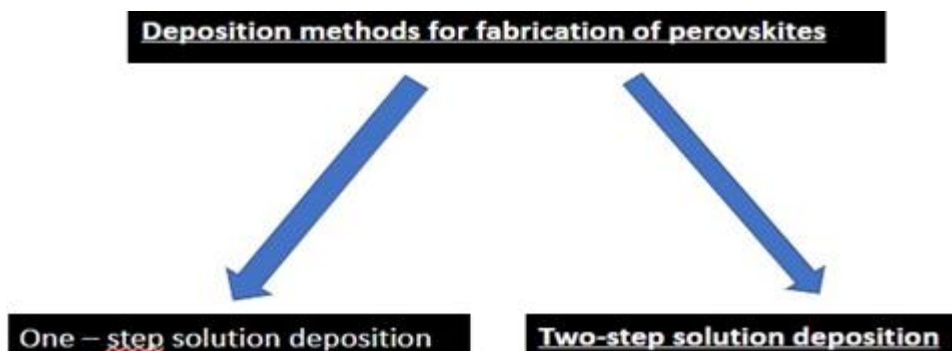
By combining lead halide and organic halide, a one - step deposition perovskite solution can be produced.

To make perovskite film, it is directly deposited using different coating methods. This strategy is very straightforward, quick and cheap but the perovskite film consistency and quality are required to be controlled. Within the two - step statement, response with natural halide takes place in arrange to create perovskite film along with the lead halide film placed on it. Also this strategy the transformation

of lead halide to perovskite includes the volume extension and can lead to pinholes in arrange to realize distant better; a much better; a higher; a stronger; an improved film quality.

PVD and CVD are two primary categories of vapor phase deposition processes, with PVD leading to the evaporation of a perovskite to produce a small, solvent - free perovskite coating on the substrate. CVD involves the interaction of organic halide vapor with a thin layer of lead halide to create a perovskite film.

Here, FIGURE 1. Explains the types of deposition methods for fabrication of perovskites.



One - step solution deposition: A substrate may be spin coated in one - step solution manufacturing by dissolving lead halide and methyl ammonium halide in a solvent. To achieve homogeneous layers, it is essential to add chemicals such as DMSO and so on. Easy spin - coating, on the other hand, does not produce homogeneous layers. A basic solution processing that results in the appearance of voids, platelets, and other defects in the sheet will now reduce the performance of a solar cell. Presently the productivity of a sun powered cell can be diminished by a straightforward arrangement handling coming about within the nearness of voids, platelets, and other abandons within the layer.

Two - step deposition of the solution: In 2015, a new methodology was created in order to shape a high - quality perovskite film with improved photovoltaic efficiency by using a PbI₂ Nano - structure and a high concentration of CH₃NH₃I. Incorporating small quantities of Using active ingredients in PbI₂ precursor solutions, ends in a self - assembled porous PbI₂, enabling the transformation of perovskite without leaving any PbI₂ residue.

Structure of perovskites

Many scholars have looked at the structures of perovskite - type compounds. In certain circumstances, the precise existence of the mechanism concerned is still unknown. The task of assigning the proper structure and even symmetry to any perovskite - type compound is difficult due to conflicting reports in the literature. The only shape of the perovskite structure is like a basic cubic cell with one ABX₃ equation unit per unit cell. In this case the A particles are at the corners of the unit cell and the B particle at the middle though the negative particles involve the face - centered positions.

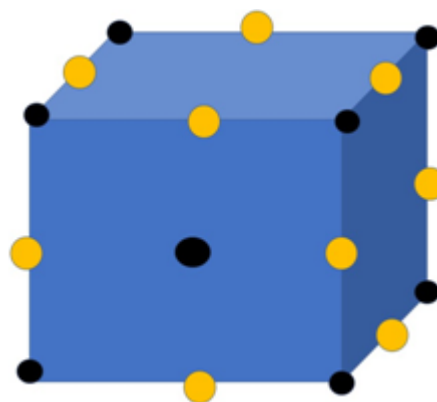


Figure 2: Showing the unit cell of CaTiO₃

The unit cell of CaTiO₃ is seen as an example of the perovskite structure shown above in this diagram. The presence of Ca²⁺ is shown by black holes at the cube's corners. The yellow holes in between the two Ca²⁺ ions represent O²⁻-SrTiO₃ is the only material that contains a complete cubic unit cell. Because of steric restrictions caused by various configurations of ionic radii, the unit cell of most perovskites is slightly bent. Many oxides of the same chemical formula ABO₃ mimic the composition of perovskite. The idealized version of a cubic structure is uncommon, but orthorhombic and tetragonal non - cubic versions are the most common. Despite the fact that the perovskite structure is named after a non - idealized mineral type of CaTiO₃, Any cubic perovskites include SrTiO₃ and CaRbF₃. Form A atoms sit at the cube's corner positions (0, 0, 0), type B atoms are at the body - center (1/2, 1/2, 1/2), and oxygen atoms sit at face centered positions (1/2, 1/2, 0), (1/2, 0, 1/2), and (0, 1/2, 1/2) in perfect cubic unit cell.

There are three different kinds of cation pairings which are feasible are: -
 $A^{2+}B^{4+}X^{2-}_3$, 2: 4 perovskites

$A^{3+}B^{3+}X^{2-}_3$, 3: 3 perovskites

$A^+B^{5+}X^{2-}_3$, 1: 5 perovskites.

In contrast, an undersized B cation can achieve a robust bonding pattern by off-centering inside its octahedron. The resultant electric dipole is responsible for ferroelectricity, as seen by the deformation of perovskites such as BaTiO₃. These rare earths LaErO₃ (Larring and Norby, 1994) and LaScO₃ (Larring and Norby, 1994) are proton-conducting compounds with a perovskite composition (Fujii et al., 1998). Important non-stoichiometries are used in so-called complex perovskites to increase proton conductivity. Ba₃Ca_{1.18}Nb_{1.82}O_{8.73} (BCN18) is a well-known case of a high cation non-stoichiometry (Norby, 1999). Increased proton content can be achieved by hydrating proton-conducting perovskites with a high oxygen deficit.

In 2009, Kojima et al. invented the first HOIP-based PV system. Methyl-ammonium lead iodide and methyl-ammonium lead bromide can be used as sensitizers for the manufacturing of dye-sensitized solar cells (DSSCs) using the help of liquid electrolytes. When used as light absorbing materials, it has a low power conversation quality and poor interface stability. These groundbreaking discoveries ushered in a new age of perovskite solar cells (PSCs) and sparked a worldwide “perovskite fever.”

This has been facilitated by the development of devices including dye-sensitized towards planar systems, and furthermore advances in solvent and compositional structural architecture. Later, a new approach involving Phenethyl ammonium bromide (PEABr) as just a passivator was developed to fabricate high-performance inverted Perovskite Solar Cells. The blended 3D/2D PSCs enhance their PCE from 17.59 percent to 19.46 percent by coupling increased long-term air stability with bottom-up passivation effects. The above 3D/2D blend framework has a lot of potential for developing high-performance and consistent PSCs. The extraordinary evolution is particularly traced from the aspects of system design and material deposition process, with a focus on early discoveries of materials and systems with superior efficiency and technical advancements in their techniques of preparation, in order to enhance the field's future.

Solar cells based on hybrid organic-inorganic perovskites emerged as a promising photovoltaic (PV) technology between 2012 and 2016 due to higher conversion efficiencies and low-cost fabrication methods, according to researchers. Perovskite solar cells (PSCs) are an interesting and significant area of research due to the rapid development of evolving PV processing have evolved from its humble origins as an absorption dye utilized in dye-sensitized solar cells.

The main advancements of this rapid advance for the development of gadget engineering, film testimony technique, and gadget construction strategies are a few of the simple variables that contribute to the advancement of PSCs, according to physicists. Physicists have discovered that some of the crucial factors that contribute to the creation of PSCs are the key developments of this exponential advancement of device architecture, film deposition process,

and system engineering techniques. Many facts and evidence throughout the last five decades have revealed that the perovskite structure has enormous utility. The most widely used application of perovskite structure is formation of variety of cutting-edge fields in the fields of solid-state physics and materials science, Hybrid perovskite of metal halide structural properties and special charge carrier characteristics are used to demonstrate that this class materials are very encouraging with low-cost, high-performance applications ranging from high-temperature superconductors to piezoelectric sensors.

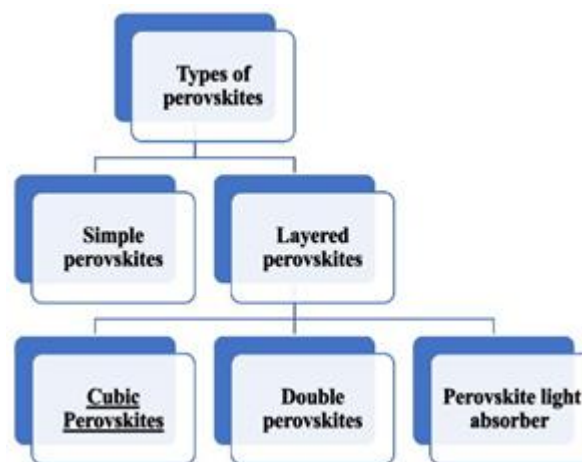
Types of perovskites structures

Perovskite structures are offered in several shapes and sizes, but these are most popular and commonly used perovskite materials are: - Simple Perovskites Layered perovskites

Let's take a look at the Layered Perovskites first. Layered perovskites are made up of continuous 2D slabs with an ABO₃ structure. $A(n-1)B(n)O(3n+1)$ is general formula in relation to the layers. The length of the 2D slabs is indicated by "n" in this formula.

When n=1, the thickness of slab is comprised of one BO₆ octahedron. When n=2, it refers to the thickness of two BO₆ octahedra. The n=1 and n=2 examples are the simplest examples of this. Sr₂RuO₄ and Sr₃Ru₂O₇ are Ruddleson-Popper phases. Sr is the A cation in these measures, and Ru is the B cation. The following properties help in the development of layered perovskites: the pattern that separates the layers as well as the offsetting of the layers from one another.

A sheet of Sr₂ acts as a separation motif, and the slabs of perovskites are separated by a (1/2, 1/2) conversion. Ruddleson Popper transitions with the general formula $A(n+1)B_nO(3n+1)$ conclude that the outer A atoms can be a component of the 2D perovskite slabs or have the formula $A_2 - A(n)B_nO(3n+1)$ although it compares them to some other layered perovskites more accurately. A rock-salt Bi₂O₂ base serves as the dividing motif for all Aurivillius processes. The conversion of the perovskite slabs seems to be (1/2, 1/2) once again. Layers separated by thin sheets of intrusive material may describe the ABO₃ structure of perovskites. Forms of perovskites are shown in the DIAGRAM E3 below.



Types of layered perovskites are: -

- a) SrTiO₃ - Cubic Perovskites: ABO₃, (in which A and B are cations) is the general formula for a perovskite. The BO₆ octahedra is the best way to imagine the arrangement since it shares its corners in all three dimensions, yielding a very good and symmetrical form structure. The A cations occupy each of the 8 BO₆ octahedra's holes, giving the A cation a 12 - fold oxygen coordination and the B - cation a 6 - fold oxygen coordination. The A cations fill each of the 8 BO₆ octahedra holes, resulting in a 12 - fold oxygen coordination for the A cation and a 6 - fold oxygen coordination for the B - cation. The A cations fill each of the 8 BO₆ octahedra holes, leading in a 12 - fold oxygen coordination for the A cation as well as a 6 - fold oxygen coordination for the B cation. For illustration, in SrTiO₃, Sr atoms occupy the 12 coordinate A positions, although Ti atoms inhabiting the 6 coordinate B positions.
- b) Sr₂FeMoO₆ - Double Perovskites: The double perovskite system gets its name from the fact that it has twice double as many unit cells as perovskites. There are a total of 12 coordinating sites on A and 6 coordinating sites on B at the two ions on the point B are available here which are further involved. In Sr₂FeMoO₆, For example, the atoms are set up in a chessboard configuration on the Fe and Mo molecules.
- c) Structure of CH₃NH₃PbX₃ perovskite light absorber: - In perovskite structures with the general formula ABX₃, the A cation occupies a cubo - octahedral position, whereas the B cation occupies an octahedral site, and X may be oxygen, carbon, nitrogen, or halogen, and A and B are ordinarily divalent and tetravalent, accordingly, where O²⁻ anion is used. CH₃NH₃⁺ is the A - site cation in CH₃NH₃PbI₃, while Pb²⁺ is the B - site cation.

Layered perovskites and their manipulation

In layered hybrid perovskite films, manipulating the crystal orientation is beneficial in order to transport and enhance the charge, which contributes to improved perovskite system efficiency. The general architecture for aligning layered perovskites employs a templated growth system based on 3D - perovskites. Out - of - plane orientation throughout the films can be achieved using spin - coating as well as scalable blading techniques. This same process for suppressing the crystallization with both layered and 3D perovskites inside the perovskite solution by using additional ammonium halide salts is then used in the film formation forcefully beginning from the solution surface. The blade coating process has been recognized as a suitable strategy for fabricating flexible perovskite films due to its advantages of fast film growth and low material consumption. However, achieving high - quality, controllable film development still remains a significant challenge. A rotating magnetic field

(RMF) is suggested to manipulate the crystallization of perovskite thin films during the blade coating method in the air. Improved film consistency with acceptable surface coverage and efficient charge transportation has been achieved in the smooth, uniform, but thick and porous perovskite layers. Many conventional devices greatly improved photovoltaic output, with an average 15% increase in power conversion quality. This research shows how to mechanically manipulate the crystallization of perovskite films in order to fabricate high - performance PSCs in a controlled and low - cost manner.

Important features of perovskites

Or

Unique properties of perovskites

Perovskites have a variety of unusual properties, both technically and functionally. Colossal magneto - resistance, ferroelectricity, the interplay of electrical, mechanical, and magnetic properties occurs during spin based transport and are the most important characteristics in this family.

Many appliances use these compounds as sensors, catalyst electrodes, and memory chips. The composition of certain superconducting ceramic materials is close to that of perovskites. In microelectronics and telecommunications, a wide range of dielectric properties are significant. It may also lead to a number of physical properties in perovskites, including superconductivity, magneto - resistance, as well as ionic conductivity, that would occur due to the perovskite structure's versatility of bond angles. The strong electro - optic absorption, identical electron and hole efficient masses, as well as electrostatic ally clean defect characteristics such as point defects and grain boundaries can explain halide perovskites' superior solar cell efficiency. Perovskite materials exhibit a wide range of interesting properties as a result of their chemical composition.

Properties of perovskites

Because of the unique chemical composition, perovskite materials have a variety of intriguing properties. The valence mixture electronic structure of perovskites, for example, involves the cation's distortion as well as the indifferent valence due to the reason that anions and cations are not stoichiometric. Perovskites on the B site, transition metal ions exhibit an immense range of magnetic properties. They have conductive properties and can be used as conducting oxides, for instance. (LaSr) CoO₃ (LaSr) CoO₃ (LaSr) CoO₃ (LaSr) These have magnetic properties and act as magnetic oxides, such as (La, Ba) MnO₃. For e. g., KNbO₃ acts as a non - linear optical oxide and (Ba, K) BiO₃ is a superconducting oxide. Perovskites come in a variety of shapes and sizes discussed below

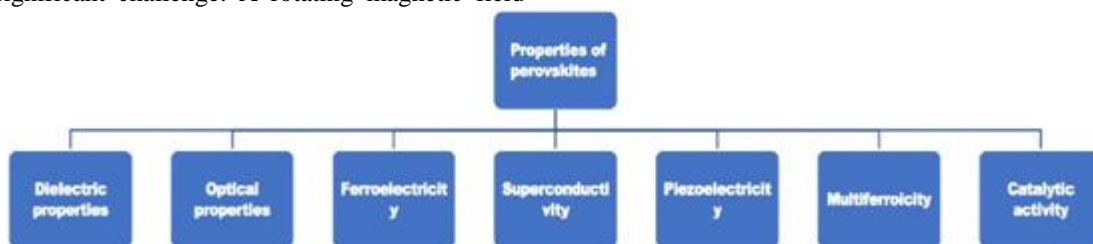


Figure 4

Dielectric properties: The materials which dielectric properties are those of which electro - static fields can be maintained for a longer period of time. Under the operation of the direct current voltage, these materials display a high tolerance to electric current channels. These can also differ significantly from conductive materials in terms of their basic electrical properties. The term dielectric refers to the strengthening of the quality of these substances' layers, which are widely used in capacitors. Ferroelectric materials play a significant role in the engineering and electronics industries due to their high dielectric permittivity and electro ceramics. And with relatively slow reduction processes with temperatures above that of a glass transition, along with high dielectric constants, a pronounced dispersion of frequency and variation in terms of dielectric constant relaxer ferroelectrics, such as (PZT) is considered one of the better paths (PMN). A ferroelectric crystal can be thought of as ferroelectric materials. Due to its weak dielectric loss and strong dielectric constant.

Optical properties: Perovskites have a range of outstanding properties of visual and optical properties. Single domain optical properties BaTiO₃ crystals at different temperatures revealed that the crystal's refractive index was nearly constant. The single BaTiO₃ crystal has a thickness of 0.25 mm and can emit light in the range of 0.5 μ to 6 μ . The photographic coefficient of single crystals of strontium titanate was determined and measured at wavelengths ranging from 0.20 μ to 17 μ . As a result, perovskites are used in optical communications as well as a variety of other products, such as optical beams and laser applications. Perovskite oxides' luminescent properties are very stable in wide range of conditions. BaZrO₃ is indeed an example of Eco friendly photo - luminescence (PL). It absorbs light in the visible spectrum and is simple to make at a lowcost. Plasma monitors, ground pollution signs, and solid state lighting, green photo - catalysts, are only a few examples.

Ferroelectricity: Ferro electricity is a property of certain materials that has a random polarization of electricity that can be restored by adding an external electric field. Ferroelectricity is the effect that happens whenever an external electromagnet field is applied to certain materials, inducing spontaneous electric polarization. The dielectric constant of these ferroelectric materials is twice that of ordinary dielectric materials. The ferroelectric material BaTiO₃ is well - known for its relative dielectric constant. These materials are being used in Ultrasound imaging instruments, fire monitors, and infrared cameras, Ultrasound imaging input modules, RAM and RFID cards, and render sensors, capacitors, memory devices, and so on.

Superconductivity: Super conductivity is a property found in materials (superconductors) where electrical resistance disappears and magnetic flux is ejected. Superconductivity is the ability of some materials which, when cooled, shows the mechanical nonresistance as well as the elimination of a flux of magnetism field. The oxide perovskite structures provide an incredible dynamic mechanism due to their presence. La - Ba - Cu - O perovskite is an example of a superconducting perovskite. Perovskite oxides are also being used as a method of superconducting materials in inter - metallic

compounds. Alloys and metallic compounds are also present.

Piezoelectricity: - Piezoelectricity is a property exhibited by materials also with ability in response to mechanical tension, produce an electric charge. Sometimes, not all piezoelectric materials are ferroelectric, but all ferroelectric materials are piezoelectric. Piezoelectric ceramics usually contains perovskite particles and a general formula of A₂B₄O₂₃ are synthetic materials with piezoelectric properties. Quartz, sugar beet, and proteins as well as other naturally occurring piezoelectric materials are some examples. The piezoelectricity properties of perovskites materials are employed in a wide range of a variety of applications, including cigarette lighters, sensors, speakers, and high - voltage systems and power sources, and so on.

Multiferroicity: Perovskites are a type of material that exhibits simultaneous ferroelectric, ferromagnetic, and Ferro elastic ordering. Multiferroic, which also Ferrites and rare - earth manganite are transition metal oxides with a perovskite crystal structure. As well as the even at room temperature, these materials exhibit multiferroicity. Metals make up the majority of ferromagnetic compounds. Since the occurrence of both ferromagnetic and ferroelectric properties at the same time behavior is limited so these include the absence of an insulator. Due to the high symmetry, there is a dimensional distortion stage, which eliminates it allows for electric polarization and acts as the core of inversion. It is a crucial condition for ferroelectricity. Multiferroic materials expand the range of possibilities for spintronic applications and new microelectronic designs. Because of the insufficient number of participants, asymmetry groups of magnetized points allows the unplanned polarization, multiferroicity is a very uncommon phenomenon. Multiferroicity refers to the coexistence between natural ferroelectric and ferromagnetic times. Form I and Type II Multiferroic materials are the two types of Multiferroic materials. Structures with non - polar - to - polar phase transitions that contribute to high - temperature ferroelectricity are classified as kind I. Kind II contains phased (anti - ferromagnetic) magnetization main order parameter.

Catalytic activity: Perovskites have excellent catalytic properties and can catalyze a wide range of reactions. It's also known as an oxygen - activated catalyst or an active site model. The high catalytic activity of perovskites, together with their stability, allows the preparation of a variety of compounds from elements with unusual valence states. These can also be used as a catalyst for engine exhaust gases, a washing catalyst, as well as for a variety of purposes and range of environmental catalytic reactions. Some properties of perovskite oxides are mentioned in the table below.

Typical property	Typical compound
Ferromagnetic	BaTiO ₃ , PdTiO ₃
Piezoelectricity	Pb (Zr, Ti) O ₃ , (Bi, Na) TiO ₃
Electrical conductivity	ReO ₃ , SrFeO ₃ , LaCrO ₃ , LaCoO ₃ , LaNiO ₃
Superconductivity	La _{0.9} Sr _{0.1} CuO ₃ , YBa ₂ Cu ₃ O ₇ , HgBa ₂ Ca ₂ Cu ₂ O ₈

Applications of perovskites

Perovskites have a wide range of uses due to their stable nature, a huge number of elements, and a wide selection of resources. These oxides are more effective as catalysts than any other transition metal. Perovskites are widely used in LEDs, LASER, photo electrolysis, and due to their efficiency and low cost, perovskite solar cells are becoming

increasingly popular. They've recently been used as gases, amino acids, H₂O₂, sensitivity, excellent reproducibility, unique long-term stability, anti-interference capacity, and neurotransmitters with high selectivity, among other applications. Furthermore, some perovskites are being used to produce efficient direct fuel cell low catalytic quality anodic catalysts.

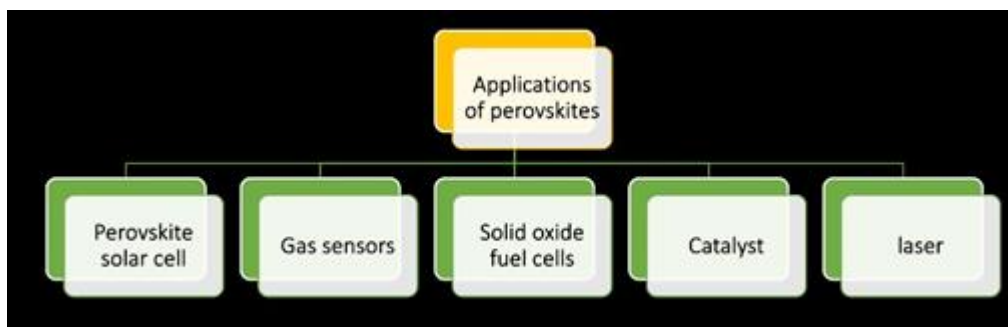


Figure 4: The following sections outline some of the application's data.

Perovskite Solar Cell: A photovoltaic solar cell is a battery that uses some photochemical reaction or result in transmit light energy to electrical energy. Researchers have switched to perovskite solar cells because of their ease of availability and use to usher in a new century with the use of solar power from poly-crystalline silicon solar cells.

Before we go on to perovskite solar cells, let's take a look at some of the drawbacks of silicon solar cells: -

- Temperature variations render silicon solar panels unstable.
- They have lost their effectiveness in regions with low temperatures and display fall.
- While optimal warm weather is needed to raise the temperature of solar panels, a significant rise will pose a future challenge.
- Rising temperatures will cause the system's output to drop.
- The contaminated environment of silicon solar cells will degrade the efficiency of the panels.
- In conventional silicon cells, expensive multistep procedures must be carried out at high temperatures and under high vacuum conditions.

As a result of these drawbacks, researchers have turned their focus to perovskite solar cells, which are often cheaper than all others. As a result, Perovskite solar cells are affordable and easy to make, and they can serve as an absorber for the light-harvesting active layer, which generates electricity from sunlight. Perovskite solar cells have been created many benefits in comparison to traditional silicon solar cells, including ease of production and resistance for internal defects. Due to the use of perovskite materials in solar cells, researchers can generate effortlessly bold-quality useful solar cells that are amenable to different processes a stable reference. Metal halide perovskites have a number of special properties that make them ideal for solar cell applications. Traditional silicon solar cell production is usually very costly, and the multistep operation usually requires high temperature and vacuum facilities to manufacture high purity silicon wafers. The manufacturing of perovskite solar cells, on the other hand, is easy and inexpensive. Two approaches for deposition of CH₃NH₃PbI₃ perovskite on a

mesoporous TiO₂ substrate take place using following processes: (1) one step coating and (2) two step coating.

CH₃NH₃I and PbI₂ are dissolved in suitable protic solvents such as gamma-butyrolactone (GBL) or dimethyl sulfoxide (DMSO) and added as coating solution in a one-step coating process. Spin coated techniques are used to complete procedures such as drying and annealing. The TiO₂ substrate and PbI₂ solution are coated first to form PbI₂ film, and then 2-propanol solution of CH₃NH₃I is applied to spinning PbI₂ film in a two-step coating process. Temperature, time, spinning rate, viscosity, solvent wettability, and other coating parameters must all be adjusted to obtain a high-quality perovskite film.

Perovskite is a light-absorbing film that is usually constructed around a dye-processed solar cell (DSSC). The position of Perovskite materials in the system and the type of the electrode used determine the design of Perovskite solar cells. There are now perovskite solar cells (PSC) that uses a perovskite shaped substances as its active material. Due to its light-harvesting active coating, the most widely used perovskite is an inorganic material/organic alloy. Perovskite materials like inorganic cesium lead halides are less expensive as well as easier in order to make. Perovskites were used in Dye Sensitized solid-state applications, where perovskite replaced molecular dye. The following concepts are involved in the solar cells with functional evolution: -

- the deposition of Nano-powders on a substrate,
- Non-injecting structure - hypothesis centered on a mesostructured level with a non-synthetic support layer
- incredibly low-tech pillared structure with a Nano oxide component,
- theory of planar hetero-junction

Perovskite solar cells have been shown to function without a mesoporous TiO₂ layer. Since the extraction of electrons from perovskite has been discovered to Al₂O₃ lacked a sense of permitted, the Al₂O₃ acted as a scaffold sheet. The conversion of solar radiation to electrical energy can be accomplished in a variety of ways, including. It can be converted to energy perfectly using photovoltaic solar cells. Perovskites' photovoltaic properties include a good electron band width, appropriate electrodes, long electron

transport, large molecule transport coefficient, and easy processing. Some other perovskite properties and their applications in perovskite solar cells usually involve the direct optical band gap of perovskite material is about 1.5eV, and it has a long minority carrier lifetime. They have a long diffusion duration and a wide absorption spectrum which ranges from visible to near infrared. They have fast charge separation and gaps, along with a long carrier separation lifetime. This low - cost content helps in the conversion of building windows, car tops, and walls to solar power generation. In comparison to silicon, perovskite requires less material to absorb the same volume of radiation. As a result, it is less expensive than silicon.

Gas sensors: The gas gadgets continuously contain certain materials such as aqueous steadiness which have great closeness with the target gasses, reasonable electronic structure, change with existing abilities etc. Certain components are often present in gas devices, such as hydrothermal consistency, which has a high degree of resemblance to the target gases, a compatible electronic structure, and the ability to modify existing abilities. In gas sensors, semiconductors such as LaFeO₃ are used as Perovskite oxides because of their perfect band gap, thermodynamic resilience, and scale disparity between the positive and negative charges of A and B locations, gas sensors are intriguing materials.

Solid oxide fuel cells: The ignition source is a fuel cell engine alternatives and they have the potential to mitigate emissions and they use a special form of chemical compound as an energy supply that is in relation to electrical energy by a battery. The fuel cells being much more suitable to utilize because of their usefulness, wide distribution, lack of noise pollution, low emissions, and potential hydrogen fuel economy. Because of the differences in electrically conductive properties of perovskites, solid oxide fuel cells are the most widely used technology.

Catalyst: Because of the ideal solid - state, surface, and morphological properties, perovskite oxides are commonly used as a catalyst in new chemical processes. Several perovskites oxides shows exceptional catalytic behavior in a variety of reactions, including hydrogen evolution, reduction reactions, and oxygen evolution.

Laser: A laser could be a gadget which works on the principles of quantum mechanics so as to form a bar of light with the assistance of all the photons display in a coherent state. Perovskites can be utilized to produce laser light. Despite the reality that perovskite is a light-emitting gadgets are not however industrially delivered. In other words, laser is a mechanism that uses quantum mechanics to produce a beam of light by combining all photons in a coherent state. Laser light can be produced using perovskites. Despite the fact that perovskite light - emitting devices are not yet mass - produced. However, these instruments have attained the brightness and efficiencies that organic light - emitting diodes achieved in two decades in just two years. In recent years, a low - cost alternative perovskite lasers have recently gained popularity. Low-cost arrangement prepared lasers made of perovskite have evolved as an unutilized application. Using CH₃NH₃PbX₃, a nanowire - based FP

laser developed by Yu et al.⁴¹, light can be emitted below diffraction limits. The ends of the perovskite halide Nano - wires serve as FP resonators in this design, encapsulating magnesium fluoride (MgF₂). The active layer of Nano - wires optical polarization is parallel to the wire line, as well as the system can work in terms of temperature as high as 44 °C.

Advantages and dis - advantages of using perovskites

Perovskites are cheaper than silicon and is additionally exceptionally effective in retaining light. Perovskite is a mineral that emits light, according to a recent analysis. It requires less material than silicon to consume the same volume of energy, resulting in lower solar power costs. Optics, photovoltaics, sensors, magnetics, catalysis, sensing, and other areas have also used perovskites.

Currently, fair Envision that to produce vitality rather than buying and visualize that instead of purchasing and installing solar panels, solar cells may be sprayed on any surface, such as walls, floors, vehicles, backpacks, and so on, in order to produce electricity. A perovskite solar cell's production process is also less complicated than that of conventional silicon solar cells. Since perovskite materials have a high absorption coefficient, they can be produced on a wide scale with no noticeable deterioration after a year. The process of fabricating a perovskite sun oriented cell is additionally less complex than that of conventional silicon sun based cells.

It is additionally a low - cost sun oriented innovation and may advance revolutionize the worldwide sun powered industry. On the downside, the system is only in its early stages, and industry is attempting to use and replace conventional silicon PV technology. Perovskites are also concerned with degradation and stability. However, certain intrinsic drawbacks, such as low performance, power conversion efficiency, external quantum efficiency, and weak stability, limit their practical implementations. As exposed to sun, snow, moisture, and other factors, perovskites degrade rapidly. Since the substance is poisonous, although the amount of toxin has decreased in recent years, the commercialization process is only getting started because the materials are not sufficiently durable and cannot last long.

In other words Perovskites breaks down rapidly when uncovered to warm, snow, dampness etc. Since the fabric is harmful but the poison level has gone down in later a long time having their commercialization prepare is fair at starting since these are moreover not sufficient steady and cannot final long. The World Economic Forum named perovskite as one of the top ten new technologies of 2016. The research on the topic began in 2006, and in just over a decade, the material has seen massive performance improvements that silicon cells took decades to achieve.

Long - term instability is the most serious problem in the field of perovskites, which is caused by decay mechanisms affecting environmental factors such as water, light, and oxygen. Furthermore, owing to the inherent volatility of materials, corrosion occurs while they are heated. A few

methodologies have been proposed in order to progress the soundness and effectiveness but the most broadly and successfully utilized way is by changing component choice and utilizing mixed - cation frameworks. In order to exceed 20% proficiency the primary perovskite sun powered cell was utilized a blended natural cation framework and the highest - efficiency framework in an inorganic component. Since they have better intrinsic stability and lower yields, their stability has been enhanced by using surface passivation and mixing 2D - layered perovskites with traditional 3D perovskites. Since their launch, these measures have greatly increased perovskites' reliability with current improvements in longevity, lifetimes are progressing to reach industry norms.

Another question is industrial use, which must be completely sorted due to the importance of lead in perovskite components, regardless of the fact that it is found in even smaller amounts. However, several intrinsic flaws restrict their practical implementations, such as low performance, power transfer efficiency, external quantum efficiency, and weak stability. As exposed to sun, snow, moisture, and other factors, perovskite easily degrades. They are therefore insufficiently stable and will not last long.

2. Future of Perovskites

The major center of Future inquire about of perovskites incorporates the decrease of recombination through techniques such as passivation, decrease of abandons and better - optimized interface materials. In other words, the drop in recombination by techniques for e. g., passivation, defect depletion, and better - optimized interface materials is a major focus of future perovskites research. To increase both performance and stability, textures of charge extraction are likely to shift from organic to inorganic compounds. Moreover, within the past few a long time the enhancements in perovskite definitions and manufacture has driven to critical increments in control change efficiencies.

As a result, the future of perovskites is brightening by the day, with 2D perovskites and improved interfaced materials overcoming drawbacks and increasing performance. So, future of perovskites is moving forward day - by - day, by overcoming the impediments and boosting the productivity through incorporation of 2D perovskites and superior optimized interfaces compounds. Layers of charge extraction are likely to switch absent from natural fabric to inorganic fabric in arrange to make strides similarly productivity band steadiness.

This fast enhancement has made perovskites as the rising star of photo voltaic world.

3. Conclusion

Perovskite solar cells have advanced quickly and are now a hot topic. Perovskites being sun oriented cells have created quickly and ended up the point of fascination. The adaptability of the perovskite light - absorbing layer's formation procedures include following steps: - The process of solution deposition, the process of vapor deposition and the arrangement of vapor – assassination However, there are a

few key factors that could limit the growth of perovskite solar cells: -

To begin with, external environmental conditions have a crucial impact on the refinement of organic lead halide perovskite, resulting in poor system stability. To encourage the practicability of such products, the creation of a device composition with strong stability, as well as the light - absorbing substrate, Transport substrate with electrons and holes, as well as electrode components, and both of which will be crucial, and so would the implementation of a convenient and effective device packaging solution.

Second, Spiro - OMeTAD is a hole carrying stuff which is a component of perovskite solar cells, is costly and has a complicated synthesis process. Subsequently, It is critical to prepare and synthesize previously untapped gap transport materials in order to advance commercial applications of perovskite solar cells, new hole transfer materials must be designed and synthesized.

Third, since It is difficult to deposit a large area of constant perovskite film using the above - mentioned traditional methods. Some other methods should be improved to allow commercial production of high - quality, big perovskite solar cells.

Fourth, the Pb element used in an extremely radioactive and is used in perovskite solar cells, that will obstruct the production and growth of perovskite solar cells in the industrial sector. As a result, a low - toxicity or nontoxic element must be found to replace Pb in the future. Finally, a thorough explanation of the micro - mechanics system with solar cells made of perovskites is lacking. As a result, a comprehensive theoretical model must be developed in order to understand the justification for the increased efficiency of transformation. Subjective would not just assist in increase the perovskite solar cell performance, however, will additionally have information for developing new materials and mechanisms which are simpler and much more effective.

References

- [1] Web mineral: Perovskite
- [2] Sarat Kumar Narendiran Sivakumar, Sahoo, in Perovskite Photovoltaics, 2018.
- [3] M. M. Lee et al., Science, Vol.338, p643–647, Efficient Hybrid Solar Cells Based on Meso - Superstructured Organometal Halide Perovskites (2012).
- [4] R. H. French, C. Elsässer, and K. van Benthem (2001). "Experiment and theory on the bulk electronic structure of SrTiO₃. " 90 (12): 6156 in Journal of Applied Physics. doi: 10.1063/1.1415766. Bibcode: 2001JAP...90.6156V.
- [5] The perovskite structure – a study of its position in ceramic science and technology, Mat. Res. Innovat.4, 3 - 26 (2000) and references therein. A. S. Bhalla, R. Guo, and R. Roy.
- [6] <https://doi.org/10.1002/adma.202001981>
- [7] Perovskite Photovoltaics by Sarat Kumar Sahoo, Narendiran Sivakumar in 2018

- [8] Organic - inorganic Halide Perovskite Photovoltaics: From Fundamentals to Device Architectures (Eds. N. G. Park, M. Grätzel, T. Miyasaka), Springer International Publishing, Cham 2016, pp.1–17.
- [9] “Recent improvements in silicon solar cell and module efficiency, ” in Proceedings of the Twenty - First IEEE Photovoltaic Specialists Conference - 1990 Part 2 (of 2), pp.207–210, May 1990. M. A. Green, S. R. Wenham, J. Zhao, J. Zolper, and A. W. Blakers, “Recent improvements in silicon solar cell and module efficiency, ”