

# Pharmaceutical Evaluation of Some Commercial Brands of Metronidazole 500mg Tablets Marketed in Tripoli Libya

Tamader Y. Elghnimi<sup>1</sup>, Amal A. Ammar<sup>2</sup>, Sakina S. Saadawi<sup>3</sup>, Ashaima M. Algeryani<sup>4</sup>

<sup>1,4</sup>Department of Industrial pharmacy, Faculty of Pharmacy, University of Tripoli, Tripoli - Libya

<sup>2</sup>Department of Medicinal and Pharmaceutical Chemistry, Faculty of Pharmacy, University of Tripoli, Tripoli - Libya

<sup>3</sup>Department of Pharmacognosy, Faculty of Pharmacy, University of Tripoli, Tripoli - Libya

<sup>1</sup>Corresponding address E mail: [t.elghnimi\[at\]uot.edu.ly](mailto:t.elghnimi[at]uot.edu.ly)

**Abstract:** Metronidazole is an antiprotozoal drug which is also effective against anaerobic bacteria. The availability of several brands of Metronidazole tablets in Libyan pharmacies today places health practitioners and a pharmacist in a problem of drug substitution in case of a particular brand is not available. The aim of the present study was the evaluation and comparison of pharmaceutical equivalence of five different Metronidazole coated tablets 500 mg, which are commercially available in the private pharmacies in Tripoli city, produced by various pharmaceutical companies with different trade names. The pharmaceutical quality of five brands of Metronidazole tablets was analyzed using official and unofficial quality control tests prescribed in different Pharmacopoeia including uniformity of weight, thickness, hardness, disintegration time, drug content as well as dissolution rate and assay. Acceptable external features as well as uniformity in diameter and thickness were revealed for all the tablets. The entire selected brands complied with the official specifications for uniformity of weight, hardness and disintegration, they released more than 75% of their drug content within 45 minutes. It can be concluded that all the brands could be regarded as bioequivalent and therefore can be interchanged in the clinical practice; this sort of study is good indicator for the evaluation of the idealness of commercial products and showed the importance of post marketing investigation for the drugs imported and distributed in Libya.

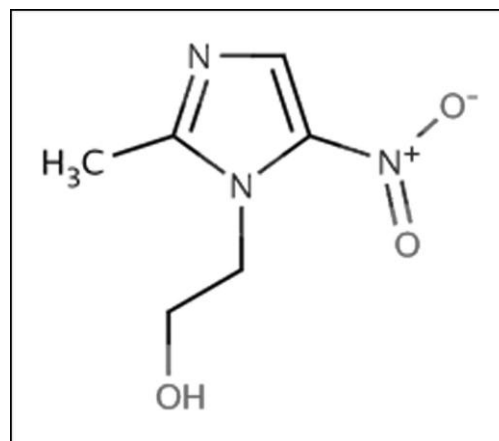
**Keywords:** Metronidazole, Coated tablets, Quality control evaluation, Pharmaceutical equivalence

## 1. Introduction

Tablets are oral solid unit dosage form containing a blend of active medical substances in combination with suitable excipients which are added to provide desired properties that influence their effectiveness and stability [1]. Tablet excipients must be compatible with each other and with the drug and must improve tablet stability and pharmaceutical quality. Coated tablets are tablets coated with an inert substance which resist dissolution in gastric juice, but freely dissolves and liberates the drug in the intestines. [2, 3]. After oral administration of drugs, it may have ineffective drug absorption due to improper dissolution rather than absorbed rapidly and completely into the blood stream. [4].

Metronidazole is chemically 1H - Imidazole - 1 - ethanol, 2 - methyl - 5 - nitro; 2 - methyl - 5 - nitroimidazole - 1 - ethanol with chemical structure shown in (figure 1) [5]. It is a nitro - imidazole derivative that has been synthesized in various laboratories throughout the world [6]. It is effective against protozoal infestations and bacterial infections [7], it has been used for the treatment of infections for more than 45 years and also used during pregnancy, bacterial vaginosis and prophylaxis against anaerobic infection after bowel surgery, wound abscess, antibiotic associated colitis against *Helicobacter pylori* and *Giardia lamblia* that can cause travelling diarrhea [8]. It's a white or yellowish microcrystalline powder, slightly soluble in water, acetone, alcohol and methylene chloride [9]. The Disposition of metronidazole in the body is similar for both oral and intravenous dosage forms. Following oral administration,

metronidazole is well absorbed, with peak plasma concentrations occurring between 1 - 2 hours after administration. Plasma concentrations of metronidazole are proportional to the administered dose. Oral administration of 500 mg tablet produced peak plasma concentrations of 12 mcg/ml. Studies reveal no significant bioavailability differences between males and females; however, because of weight differences, the resulting plasma levels in males are generally lower [10].



**Figure 1:** Chemical Structure of Metronidazole

In Libya, there are many different brands of metronidazole tablets available from different multinational companies. Each brand has its own formulation which affects the release and delivery of drug and produce variable clinical responses. Evaluation of *in - vitro* release and the physicochemical

properties of these brands are very important as it can be used to evaluate the bioavailability and pharmaceutical equivalence [11]. Various brands available in the market are considered pharmaceutically equivalent if they contain the same amount of active ingredients in the identical dosage form and meet the same compendia standards in strength, quality, purity and identity but may differ in shape, packaging, excipients, expiration time and labeling requirements. [12] According to World Health Organization (WHO) the prevalence of fake medicines was higher in developing countries with weak regulations, enforcement, and scarcity of supply of essential medicines, unregulated market, and unaffordable prices. [13]. For these reasons, the safety, quality, and efficacy of drug products especially in developing countries cannot be granted, therefore post market qualitative studies are important, few drug quality control studies have been conducted so far in Tripoli Libya, these studies encouraged to examine the medicine quality for continuous monitoring and control of drug products in the market that might prevent the prevalence of counterfeits and sub-standard medicines and ensure the use of medicines of standard quality. [14 - 17]

Quality control is a procedure or set of procedures intended to ensure that a manufactured product is complied with specifications. Quality control has an important role in pharmaceutical field, it's an investigation applied to drug and drug product, including all those factors which contribute directly or indirectly to the safety, effectiveness and reliability of product. Patient safety is the most guiding value in all drug factories; the basic goal is to provide efficient, safe and compatible products for the prevention and treatment of illness. It's important to promote health and quality of life with product by sharing guidance between consumers and healthcare professionals on the correct proper use and storage of the products [18].

This study was conducted to evaluate and assess the pharmaceutical quality of different Metronidazole 500mg tablets available in private pharmacy of Tripoli Libya. The assessment included the evaluation of weight uniformity, diameter, thickness, hardness, dissolution, disintegration, identification, assay and price of tablets, to ascertain that all the brands under investigation are pharmaceutically equivalent.

## 2. Materials and Methods

Metronidazole tablets having label strength of 500 mg of five different brands were purchased from different private pharmacies in Tripoli Libya. The products were coded as A, B, C, D and E as illustrated in Table (1) and the study was performed within product expiration dates.

Distilled water, 0.1N hydrochloric acid, Chloroform, Acetone, Acetic anhydride, Anhydrous acetic acid, Perchloric acid, Brilliant green and Pure sample of Metronidazole (RTC) lot No. p500052 was obtained from the National Center for Food and Drug Control.

**Table 1:** Label information of five different brands of Metronidazole tablet 500mg under investigation

Product code	Batch No.	Manufacture Date	Expire Date	Price /tablet in LD
A	0106	3/2015	3/2020	1.2
B	8KV656	6/2018	6/2021	0.7
C	8EG017	2/2018	1/2021	0.7
D	73938	10/2017	10/2022	0.5
E	5535	2/2018	2/2022	0.3

### 2.1 Visual Inspection

Samples of 20 tablets from each batch were selected randomly and inspected for their external characteristics such as color, surface texture and shape, presence of grooves; monograms and coat were described based on the visual observation.

### 2.2 Weight Uniformity

Twenty tablets of each product code were weighed using an electronic digital balance, each tablet was weighed individually then the average weight was calculated for each brand. Tablets were examined for their uniformity of weight and the percentage deviation allowed by USP generally  $\pm 10\%$  for tablets weighing 130 mg or less,  $\pm 7, 55$  for tablets weighing more than 130 mg to 324 mg and  $\pm 5\%$  for tablets weighing more than 324mg [19].

### 2.3 Hardness and tablet dimensions

Hardness, thickness, and diameter of samples of 20 tablets were determined using tablet combination tester. (Erweka TBH 320 WTD Multi - Check tester, Germany) In the hardness test, pressure was applied on the tablet and the force caused the tablet to break up was recorded. The optimum hardness regarded for coated tablets is 10 - 20 kg/cm<sup>2</sup>. Tablet thickness and diameter should be controlled within a  $\pm 5\%$  of a standard value. [20, 21]

### 2.4 Disintegration Test

Samples of six tablets were selected from each brand. Tablets were placed in six tubes of the basket - rack assembly of the disintegration time tester PTZ Auto 1EZ (Pharma test, Germany) and perforated cylindrical plastic discs were put on top surface of each tablet. The assembly was allowed to move up and down in a beaker containing 1 liter of distilled water at  $37 \pm 0.5^\circ\text{C}$ . The time taken to break each tablet into small particles and pass out through the mesh at the bottom of the tube was recorded. Mean disintegration time was calculated for each one of the brands.

### 2.5 Preparation of the standard curve

A stock solution of pure metronidazole was prepared by dissolving 50 mg of pure metronidazole in 50 ml of 0.1 N HCl to produce a 1mg/ml solution. 10 ml of stock solution was transferred to a measuring flask and the volume was made to 100 ml with 0.1 N HCl. Five different concentrations of pure Metronidazole were prepared from stock solution. The absorbance of 6 concentrations including

blank was taken at 278nm using UV - spectrophotometer and calibration curve was plotted (Figure 2)

## 2.6 Dissolution Rate Determination

Dissolution test was carried out by a dissolution apparatus which operated at 100 rpm for 60 min, using 0.1N Hydrochloric acid (900ml) prepared as a dissolution medium, at  $37C^{\circ} \pm 2C^{\circ}$ . Six tablets from each brand were placed in a small wire mesh basket fastened to the bottom of the shaft connected to a variable speed motor. Samples withdrawn at intervals of 15, 30, 45, and 60 min, on each time, samples were diluted at first by withdrawn 5ml replaced with fresh medium in 25ml capacity flask, then withdrawn from it 1ml and dilute it again by fresh medium in 25ml capacity flask, samples were filtered and absorbance measured at 278nm using pure medium as a blank. Percentage of average drug release for each brand was plotted against time (Figure 3).

## 2.7 Assay of Metronidazole Tablets

Twenty tablets were weighed and powdered. 0.2g of Metronidazole powder were transferred to sintered - glass crucible and extracted with six 10ml quantities of hot acetone. After cooling it was added to combined extract of (50ml of acetic anhydride and 0.1ml of a 1% w/v solution of brilliant green in anhydrous acetic acid) and titrated with 0.1M perchloric acid VS a yellowish green end point. This operation was repeated without the powdered tablets. The difference between the titrations represents the amount of perchloric acid required. Each ml of 0.1M perchloric acid VS is equivalent to 17.12mg of C<sub>6</sub>H<sub>9</sub>N<sub>3</sub>O<sub>3</sub>. [22]

## 2.8 Identification

A quantity of powdered tablets containing 0.1g of metronidazole was shaken with 40ml of chloroform for 15 min, after filtration the filtrate was evaporated to dryness, the infrared absorption spectrum of the residue, was concordant with the reference spectrum of Metronidazole. [22]

## 3. Results and Discussion

Five commercial metronidazole 500 mg tablets (Table 1) were assessed for their pharmaceutical quality according to the described requirements that are stated in the official compendia. The evaluation tests were performed on the samples while in their intended shelf life. The apparent physical characteristics of the samples based on visual inspection were described in (Table 2). All tablets were elegant attractive appearance with smooth surface texture, biconvex and round in shape except brand A that was oval, with uniform white colors except brand E that was bright yellow in color. Brand D did not have monograms or score lines as other brands which was marked on the surface with symbols indicating the drug name or strength and the

company name or logo for further product identification, there were no defects in the tablets coat integrity.

**Table 2:** Appearance features of the different brands of Metronidazole 500mg tablets

Parameter	Brand A	Brand B	Brand C	Brand D	Brand E
Shape and color	Oval white	Rounded white	Rounded white	Rounded white	Rounded bright yellow
Surface texture and Convexity	Smooth and biconvex	Smooth and biconvex	Smooth and biconvex	Smooth and biconvex	Smooth and biconvex
Monograms and score lines	Yes	Yes	Yes	No	Yes
Defect in the tablet coat	No	No	No	No	No

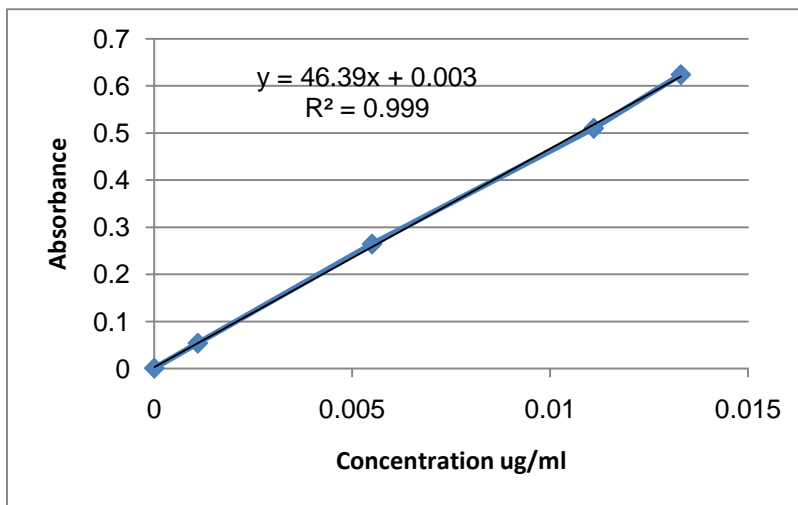
All brands of metronidazole tablets were consistent in their weight and exhibited uniform geometrical dimension parameters (Table 3) the deviation of the tablets weight from the average weight were in the permitted limit with a deviation less than  $\pm 5\%$ . Brand B and D exhibited quite similar average weight and all the investigated brands demonstrated similar diameters and thickness except brand A that showed to be the largest in average weight, diameter and thickness as well as the most expensive one among the selected brands. The hardness test results (Table 3), showed that brand A exhibited greater capability to resist chipping, while Brand B and D demonstrated the lowest and weakest solidity in comparison to the other brands.

All brands passed the disintegration time test according to the official limit. Tablets were broken up and disaggregated in to their original granules and particles within 15 minutes. Brand E demonstrated very rapid disintegration time compared to the other brands (Table 3). While brand D showed a more prolonged disintegration time (7 min). It was found that all brands were in compliance with the standard limit for dissolution test (Figure 3). The drug release values were more than 80% in one hour, all the assessed brands exhibited similar patterns of drug dissolution excluding brand C which had the fastest drug release with more than 70% in 15min. The results obtained from the evaluation of active ingredients content were within the limits (95 - 105%), results were showed in (Table 3).

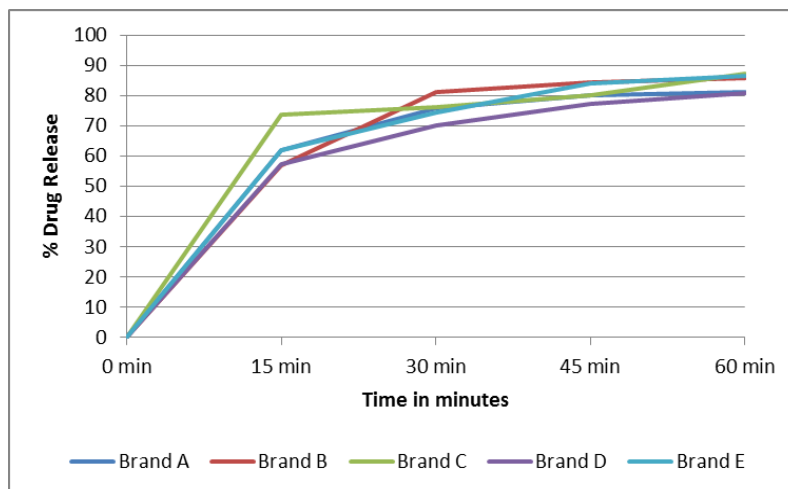
Figures (4) to (9) shows the IR spectrum of different commercial brands of Metronidazole and the standard. It was observed that all spectra obtained for different samples of Metronidazole have the similar absorption bands with the IR spectrum of standard Metronidazole. The similarity between the spectra is a strong indicative of the identity of Metronidazole in all of the samples analyzed using IR technique, as shown below the characteristics peaks of brand C was the most different from the standard.

**Table 3:** Evaluated physicochemical parameters of the five brands of Metronidazole tablets

Brand	Average weight g	Weight variation %	Dissolution %	Hardness (N)	Disintegration time (min)	Assay (%)	Diameter (mm)	Thickness (mm)
A	0.9605	±1.96	81.06061	202.7	00: 06: 34	105%	18.031	6.903
B	0.6664	±2.41	85.60606	130.935	00: 05: 17	103.5%	12.627	5.602
C	0.7047	±1.57	87.12121	157.065	00: 06: 27	99.2%	13.14	5.3455
D	0.6714	±2.15	80.68182	130.055	00: 07: 07	96.7%	12.73	5.3605
E	0.7548	±3.85	86.36364	183.085	00: 03: 56	94.1%	13.174	5.516



**Figure 2:** Calibration Curve



**Figure 3:** Dissolution curve of different brands of Metronidazole tablet

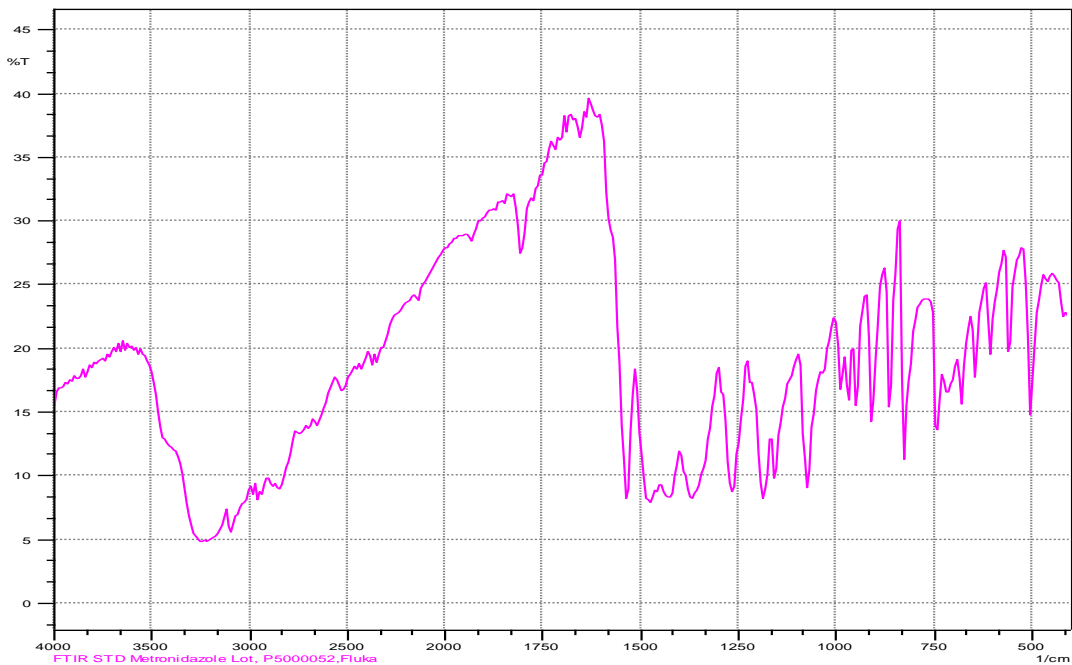


Figure 4: IR spectroscopy results for standard Metronidazole

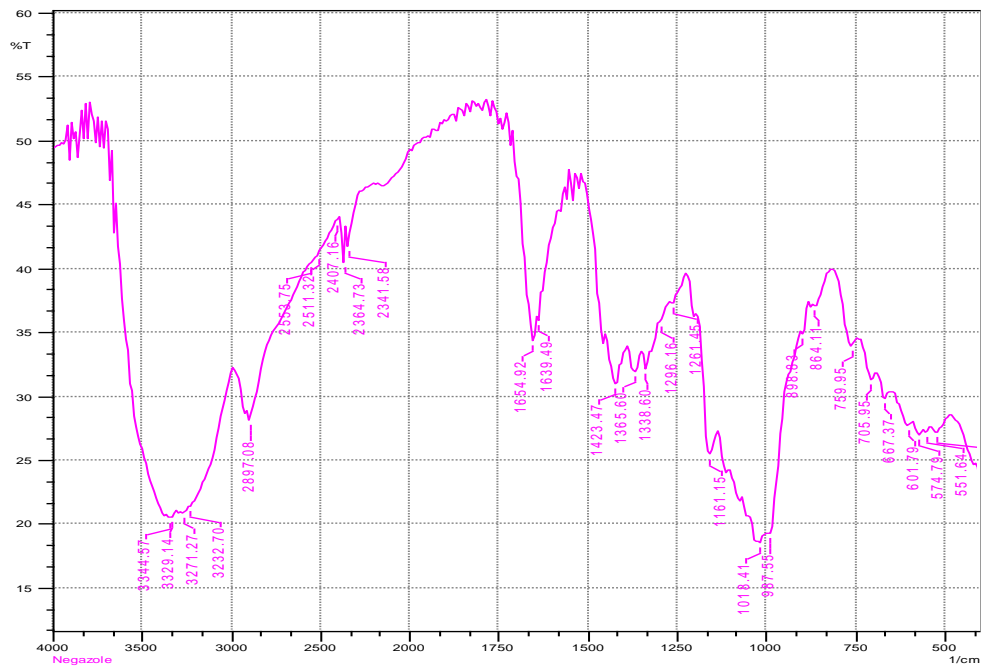


Figure 5: IR spectrum of brand A Metronidazole

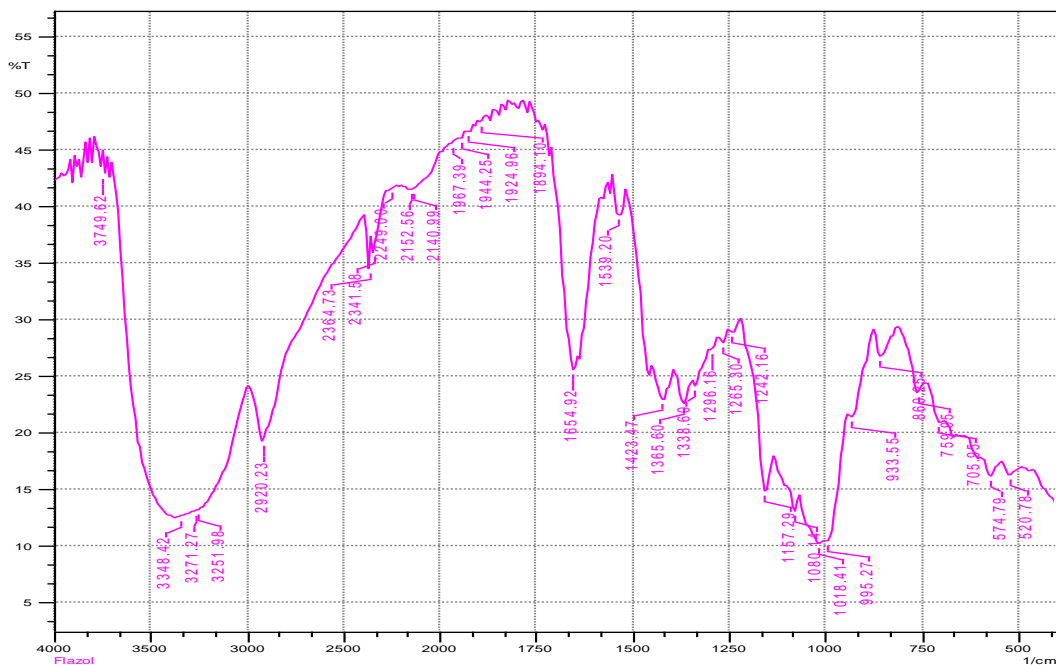


Figure 6: IR spectrum of brand B Metronidazole

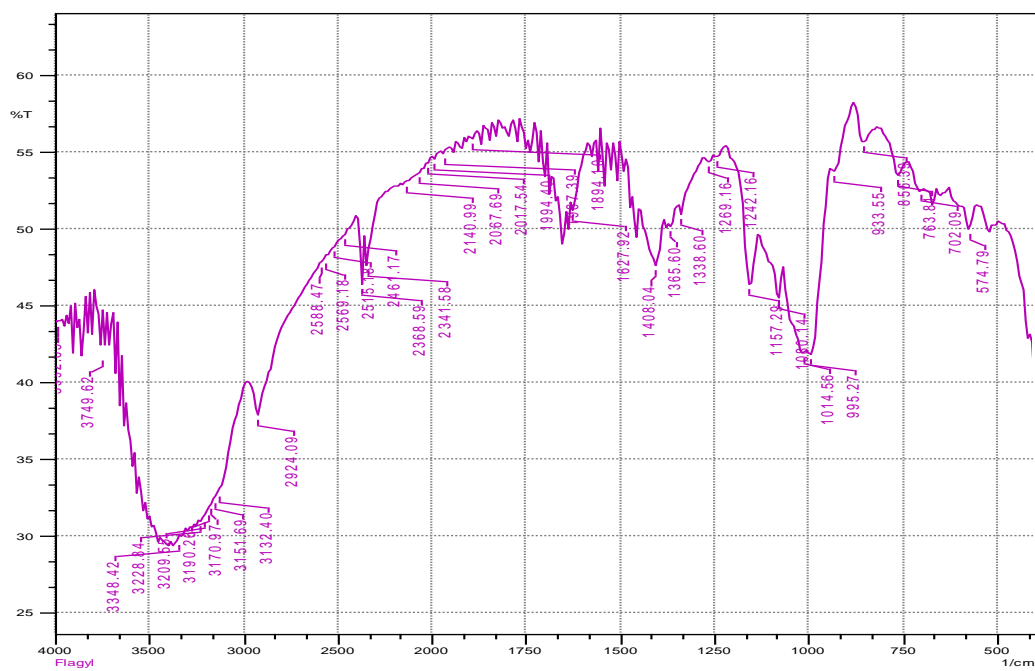


Figure 7: IR spectrum of brand C Metronidazole

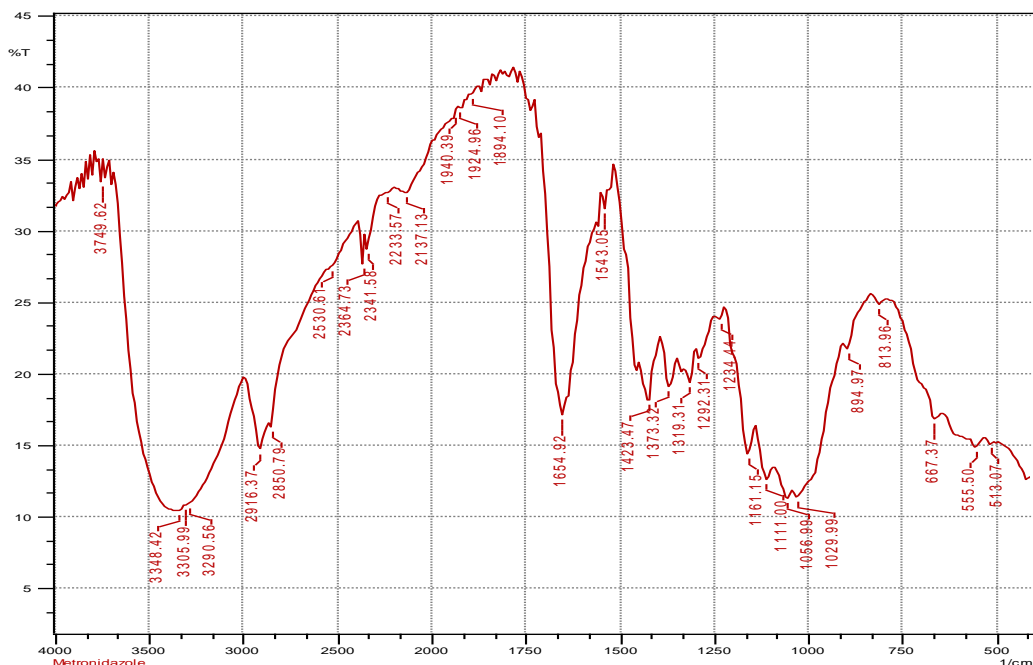


Figure 8: IR spectrum of brand D Metronidazole

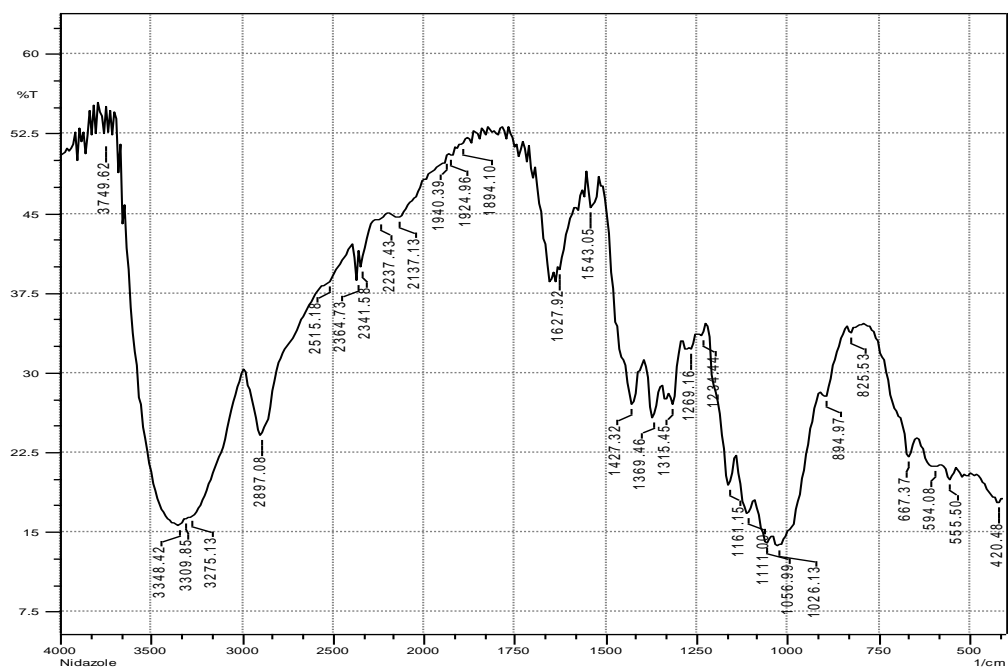


Figure 9: IR spectrum of brand E Metronidazole

#### 4. Conclusion

As shown in this study, all brands of metronidazole 500mg tablets available in local market of Tripoli Libya complied with USP and BP standards, and can be interchangeable while there was no significant variation in the quality of the tested drugs, it can be inferred that the brands tested of Metronidazole tablets are pharmaceutically equivalent. This study highlights the need for focusing on the post marketing evaluation of pharmaceutical products circulating in the markets originated from different manufacturers especially in developing countries.

#### 5. Acknowledgement

The authors would like to thank the National Center for Food and Drug Control, Tripoli for the generous help, technical support of sample analysis and facilities provided.

#### References

- [1] Aulton ME. Aulton, s Pharmaceuticals: The design and manufacture of medicines.3<sup>rd</sup> Edn. Elsevier limited, UK: 2007.
- [2] Ansel HC. Introduction to pharmaceutical dosage forms 3<sup>rd</sup> Edn. Lea and Febiger, Philadelphia.1981.
- [3] Perumalla SR and Sun CC. Enabling tablet product development of 5 - fluorocytosine through integrated

- crystal and particles engineering. J Pharm Sci.2014; 103 (4): 1126 - 32.
- [4] Gilbert S. Banker and Christopher T. Rhodes. Principles of Drug absorption. Modern pharmaceuticals.2<sup>nd</sup> Edi. New York: Marcel Dekker Inc; 1990. pp.23.
- [5] USP Pharmacopeia, 2014, Metronidazole, Chemical name, Chemical structure.
- [6] Wilson, G, text book of organic medicinal and pharmaceutical chemistry, 10<sup>th</sup> ed, Lippincott - Raven. Newyork pp.211 - 12, (1998).
- [7] Safdar KA, Naqvi SBS, Gauhar S, Jabbar A. Development and validation of RP - HPLC - UV analytical method for quantitative determination of metronidazole. World J Pharm Pharm Sci 2014; 3 (12): 1458 - 70.
- [8] Pharmaceutical evaluation and comparison of different brands of metronidazole available in the local market of Peshawar (Pakistan). doi: 10.12980/jclm.4.2016J6 - 101.
- [9] USP Pharmacopeia, 2014, Metronidazole, physical properties.
- [10] Itiola OA, Pilpel N. Effects of Intercting Variable on the disintegration and dissolution of metronidazole tablets. Pharmazei.1996; 51: 987 - 9.
- [11] Mosby's Medical Dictionary, 9<sup>th</sup> edition, 2009, Elsevier.
- [12] Food and Drug Administration, Center for Drug Evaluation and Research, 2004, <http://www.fda.gov/cder/reports/rtn/2004/rtn2004.htm> (accessed on 16/1/2021)
- [13] World Health Organization. WHO Globle Surveillance and monitoring system for substandard and falsified medical products.2017.
- [14] Tamader Y. Elghnimi, Mosbah A. El - majri, Redab Bennouh, Aya Enkessa, Mohamed M. Siaan. Comparative in - vitro Evaluation of Commercial Simvastatin Tablets (20 mg). International journal of pharmaceutical science and research IJPSR 2016; Vol 7 (6): 2402 - 2409.
- [15] Tamader Y. elghnimi, Wejdan Bzezi, Mohamed M. Siaan, Wesal N. Elgreew, Hadeel M. Benmansour. Comparative *in - vitro* Evaluation of Some Commercial Brands of Metformin Tablets Marketed in Tripoli - Libya. European journal of biomedical and pharmaceutical science, 2019, volume 6 (6): 138 - 143.
- [16] Mohamed M. Siaan, Massud A. S. Anwair, Fathi Sadek, Anisa Elhamili. Comparative invitro evaluation of different brands of Atenolol tablets in Libyan market, Journal of chemical, biological and physical sciences. Vol.7 (4): 857 - 867.
- [17] Amra Salem Zaek, Balsam Ali Benhamed, Mabroka Ali Alshahomy, Ruwida Kamour, Akram Eshames. Comparative study of pharmaceutical content of three different cardiovascular system drugs marketed in Tripoli Libya. Progress in chemical and biochemical research.2019, 2, 06 - 12.
- [18] <http://www.orion.fi> Management of product responsibility | Orion.
- [19] Herbert A. Lieberman and Leon Lachman. Pharmaceutical Dosage Forms, Volume 2, New York: Marcel Dekker Ice; 1981. Pp.249.
- [20] Gennaro, A. R. Remington.1995. The Science and Practice of Pharmacy.19<sup>th</sup> edition. Easton Pennsylvania: Mack Publishing Company.
- [21] British Pharmacopoeia (2002) Appendix: XII, pp. H A2 - 53.
- [22] The international pharmacopoeia. Ninth edition 2019.