

Global SNR Estimation of Speech Signals

Sreelakshmi M.S.¹, Ann Nita Netto²

¹M.Tech student, Sree Buddha College of Engineering, Elavumthitta, Kerala, India

²Assistant Professor, Department of Electronics and Communication Engineering, Sree Buddha College of Engineering, Elavumthitta, Kerala, India

Abstract: Speech processing deals with the study of speech signals and the processing methods of these signals. The performance of these speech signals gets reduced due to several environmental conditions. The estimation of signal-to-noise ratio (SNR) gives an idea about the amount of noise present in the original signal. SNR compares the level of the data signal to the level of background noise. A novel method based on certain features of the speech signal is used for estimating the SNR. From the features a regression model is build to estimate SNR. Mel frequency cepstrum coefficients (MFCC) feature extraction technique is used for the effective removal of noise from the real-time speech signal.

Keywords: Speech processing, MFCC, Signal-to-noise ratio, DNN

1. Introduction

Speech processing is defined as a technique used for the study of speech signals and the processing methods of these signals. Speech processing has applications in speech recognition systems, speaker identification systems, speech synthesis etc. But due to several factors like environmental conditions and channel properties noise is added to the speech signals, which in turn reduces the signal performances. Signal to noise ratio (SNR) gives an idea about the amount of noise present in the original signal. SNR compares the level of a desired signal to the background noise level. SNR estimation algorithms are of two types. Instantaneous SNR and global SNR. Here we are estimating the global SNR of our speech signal. Instantaneous SNR focus on the frame of the original signal while global SNR focus on the entire signal. In[12] M. Vondraseketal. presented the algorithms for speech SNR estimation and the tool SNR where these methods are implemented. The definitions of SNR optimized for speech application are summarized and implemented in above mentioned tool. The described tool can estimate the SNR of speech signal containing noise with or without reference signal. The tool can be used to create a speech and noise mixture with required SNR level. Mel frequency cepstrum coefficients (MFCC) feature extraction is included to obtain better performance. MFCCs are one of the most popular feature extraction techniques used in speech recognition. Mel-frequency Cepstral Coefficients (MFCC) is used for feature extraction[2]. A speech waveform is used as an input to the feature extraction module. The efficiency of this phase is important for the next phase since it affects the modeling process. The most dominant method used to extract spectral features is the calculation of Mel-Frequency Cepstral Coefficients (MFCC). MFCCs are one of the most popular feature extraction techniques used in speech recognition. MFCCs being considered as frequency domain features are more accurate than time domain features [4].

A deep neural networking is used to match the noise type. Our proposed method is based on certain signal features like long-term signal energy, signal variability, pitch and voicing

probability. A regression model is build based on these features. Regression analysis is a process of estimating the relationship among variables.

In section 2 we describe the related works and in section 3 we present the MFCC feature extraction technique. In section 4 the different signal features are explained. In section 5 we describe our experimental results. Finally in section 5 we present our conclusions and future work .

2. Method Overview

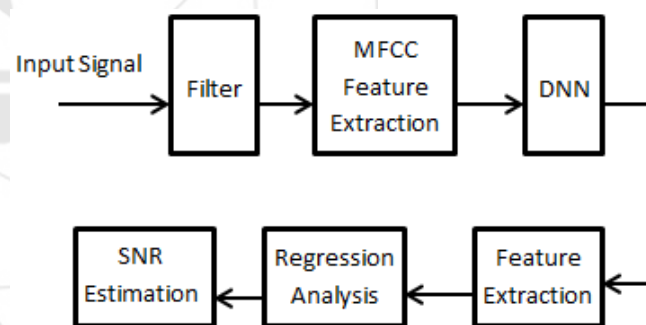


Figure 1: Method Overview

The input speech signal is first filtered to remove noise. Then Mel- frequency cepstrum coefficients (MFCC) extraction technique is performed in filtered signal. MFCC feature extraction is a well known technique used for feature extraction in speech signals. MFCC consists of different steps like Pre-emphasis, Windowing, Discrete Fourier Transform, Mel filter bank and log, Inverse Discrete Fourier Transform, Deltas and Energy etc. A deep neural networking (DNN) is used to match the closest noise type. Neural networks help to cluster and classify. They help to group data based on similarities among the example inputs, and they classify data when they have a labeled dataset to train on. Several features like long-term signal variability, pitch, signal variability and voicing probability of the input signal is extracted. From these extracted features a regression model is build from which the final SNR is calculated. Regression model helps to understand how a dependent variable changes when the value of independent variables changes. After regression analysis

the final SNR is calculated.

3. MFCC Feature Extraction

Feature extraction is an important technique in speech processing. The main objective of feature extraction is to find robust and discriminative features in the sound signal. Here, Mel Frequency Cepstral Coefficients (MFCC) feature extraction technique is used to extract useful features from the input speech signal. The main aim of feature extraction is to calculate a sequence of feature vectors providing a compact representation of the input signal. The input signals are passed through the feature extraction, feature training &

feature testing stages. Feature extraction transforms the incoming sound into an internal representation such that it is possible to reconstruct the original signal from it.

Mel Frequency Cepstral Coefficients (MFCC) is the widely used feature extraction technique in speech processing applications. MFCC are also increasingly finding applications in music information such as genre classification, audio similarity measure voice recognition etc. Basic concept of MFCC method is shown in the figure below.

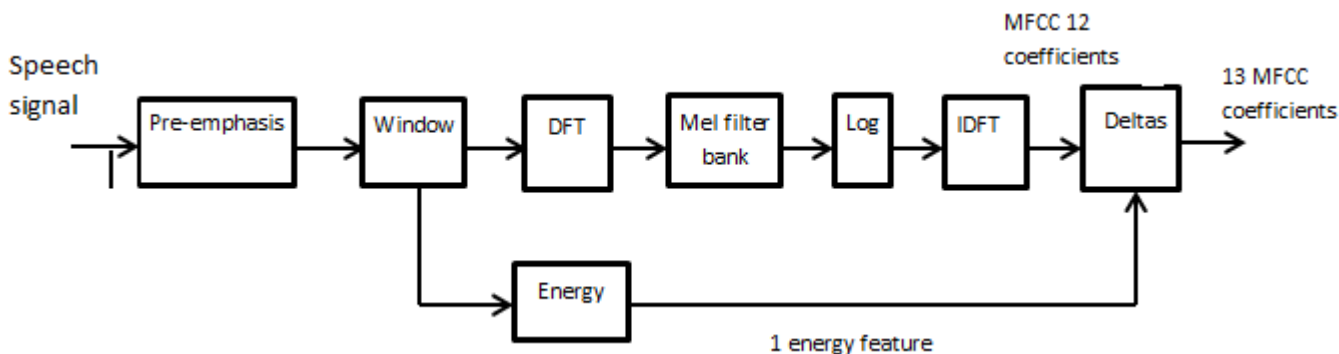


Figure 2: Steps in MFCC Feature Extraction

4. Features

4.1 Long – Term Energy

SNR is the ratio of energies, therefore the long-term energy in each frame from the spectrogram calculate. Long – term energy is defined as the average energy in each frame. Different smoothing windows are applied, using the moving average smoothing method to smooth the abrupt signal transitions. The average energy in each frame n of the signal y can be found by,

$$\epsilon_y(n) = \frac{1}{|F|} \sum_{f_j \in F} S_y(n, f_j) \quad (1)$$

where $S_y(n, f_j)$ is the spectrum at frame n and frequency bin f_j , F is the the set of frequency bins, and $|F|$ is the cardinality of F .

4.2 Signal Variability

The next feature we use to create our regressors is Long-Term Signal Variability (LTSV). Since speech is non-stationary, we can use LTSV to identify speech regions in a signal. It is a way of measuring the degree if non-stationarity in a signal. This is done by measuring the entropy of the normalized short time spectrum at every frequency over consecutive frames. LTSV is computed using the last R frames of the observed signal x with respect to the current frame of interest r .

4.3 Pitch

Pitch can be defined as the quality of sound governed by the rate of vibrations produced by it. Pitch gives the degree of highness or lowness in a signal. Pitch can be expressed as the number of cycles or number of Hertz per second. One cycle means, a complete vibration back and forth. The frequency of the tone is defined by the number of Hertz. For a higher frequency, the pitch will be higher. Pitch detection distinguishes the speech regions of the signal and then this information is exploited to create additional regressors for our models.

$$\text{Pitch} = \frac{F_s}{P}, \quad (2)$$

Where F_s is the signal frequency and P is the frame period.

4.4 Voicing Probability

The final feature used for detecting speech regions is the voicing probability. Voicing probability assigns a value in every time frame that indicates the probability that a speech exists in that frame. Finally a regression model is created based on the voicing probability.

5. Experimental Results

MATLAB R2015b is used as the implementation tool. The real-time speech signal is given as the input. For making the system more user friendly a GUI window is provided with different buttons and windows.

The input signal is filtered and MFCC feature extraction technique is applied. The output of MFCC feature extraction

is a matrix having feature vectors extracted from all the frames. This output matrix consists rows which represent the corresponding frame numbers and columns which represent the corresponding feature vector coefficients.

Feature extraction is performed on the output of MFCC. Signal features like long-term signal energy, signal variability, pitch and voicing probability is found.

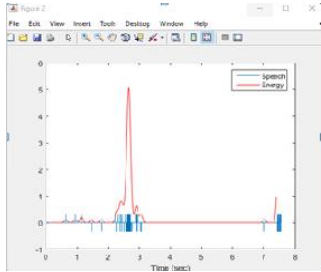


Figure 3: Long-Term Energy

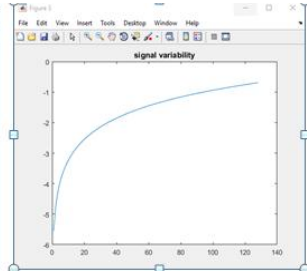


Figure 4: Signal Variability

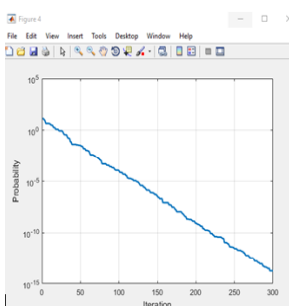


Figure 5: Voicing probability

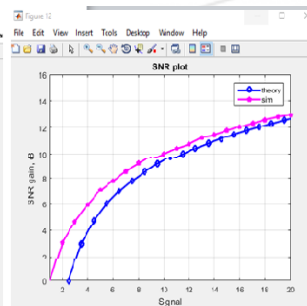


Figure 6: SNR

6. Conclusion

Signal-to-noise ratio gives the information about the level of noise present in a signal. Using MFCC feature extraction improves the performance of the system since the data signals are extracted efficiently from the background noise signals. Regression analysis helps to study the dependence of SNR in various signal features like long-term signal energy, signal variability, pitch and voicing probability. The system is noise independent, therefore works efficiently in an unknown noise conditions.

7. Acknowledgment

I would like to express profound gratitude to our Head of the Department, Asst. Prof. Ms. Sangeeta T.R., for her encouragement and for providing all facilities for my work. I express my highest regard and sincere thanks to my guide, Asst. Prof. Ms. Ann Nita Netto, who provided the necessary guidance and serious advice for my work.

References

[1] Siddhant C. Joshi, Dr. A.N.Cheeran, "MATLAB Based Feature Extraction Using Mel Frequency Cepstrum Coefficients for Automatic Speech Recognition," International Journal of Science, Engineering and Technology Research (IJSETR), Volume 3, Issue 6, June 2014

[2] Namrata Dav," Feature Extraction Methods LPC, PLP, And MFCC In Speech Recognition", International Journal for Advance Research in Engineering and Technology, Volume 1, Issue VI, July 2013

[3] Pavlos Papadopoulos, Andreas Tsiartas and Shrikanth Narayanan , "Long-term SNR estimation of speech Signals in known and unknown channel condition", IEEE / ACM trans. On audio, speech, and language process., vol. 24, no. 12, Dec. 2016

[4] H. G. Hirsch and C. Ehrlicher , "Noise Estimation techniques for robust speech recognition ", Proc. I EEE Int. Conf. Acoust., Speech, Signal Process. pp. 153 –156. 1995.

[5] J. Morales – Cordovilla, N. Ma, V. Sanchez, J. Carmona, A. Peinado , and J. Barker , "A pitch based noise Estimation technique for robust speech recognition with missing data ", IEEE Int. Conf. Acoust., Speech, Signal Process., 2011, pp. 4808–4811.

[6] Ephraim and D. Malah , "Speech enhancement using a minimum-mean square error short-time spectral amplitude estimator ", IEEE Trans. Acoust., Speech ,Signal Process., vol. ASSP-32, no. 6, pp. 1109–1121, Dec. 1984.

Author Profile

Sreelakshmi M.S. received B-Tech degree in Electronics and Communication Engineering from M.G University, Kerala at Sree Buddha college of Engineering in 2014. And now she is pursuing her M-Tech degree in Communication Engineering under APJ Abdul Kalam Technological University in Sree Buddha college of Engineering.

Ann Nita Netto is working as Assistant Professor in department of Electronics and Communication, Sree Buddha college of Engineering, Elavumthitta, Pathanamthitta.