

Effect addition Al_2O_3 on the (A.C, D.C) Electrical Properties of Ethylene-Alpha Olefin Copolymer

Bahaa H. Rabee¹, Biraq Abd Al-Kareem², B. Al Shafaay³

¹Babylon University, College of Education for Pure Science, Department of Physics, Iraq

²Ministry of Education, Babylon Education Directorate, Iraq

³Kerbala University, College of Education for Pure Science, Department of Physics, Iraq

Abstract: In the present work, the effect of the addition of Al_2O_3 on some electrical properties of Ethylene-alpha olefin copolymer has been studied. For such a purpose, many samples have been prepared by adding Al_2O_3 on the Ethylene-Alpha Olefin by different weight percentages (0.2, 0.4, 0.6, 0.8 and 0.10) w.t% by using casting method. The experimental results showed that the electrical properties measured at room temperature. The results showed that the D.C and A.C electrical conductivity of (Ethylene-Alpha Olefin- Al_2O_3) Composites copolymer is increased with the increasing of the weight percentages of Al_2O_3 .

Keywords: Alpha Olefin Copolymer, Al_2O_3 , Electrical Properties

1. Introduction

Composite Materials are described by the three traditional primary classifications they are: metals, ceramics, and polymers [1]. Many of modern technologies require materials with unusual combinations of properties that cannot be met by the conventional metal, alloys, ceramics, and polymeric materials. This is especially true for materials that are needed for aerospace, underwater, and transportation applications[2]. A composite material is basically a combination of two or more materials, each of which retains its own distinctive properties. Usually the term composite is applied to materials that are created by mechanical bonding two or more different materials together. The resulting materials have characteristics that are not characteristics of the component in isolation[3]. Recently polymer matrix-ceramic filler composites receive increased attention due to their interesting electrical and electronic properties, Integrated decoupling capacitors, angular acceleration accelerometers, acoustic emission sensors and electronic packaging are some potential applications fields [4].

α -Olefins (terminal alkenes) of carbon number 4–20 are important basic products in the chemical industry, and these are used as the comonomer in the ethylene/ α -olefin copolymerization, the raw material of long-chain alcohols, and the base material of synthetic lubricant oil as shown in figure(1) [5,6]. Straight chain olefins produced by the oligomerization of ethylene are more useful than branched olefins, because of the high biodegradability of the products. The one-step process using a triethylaluminum catalyst was developed by the Gulf Oil Chemical Co. (Chevron Corp.) to produce ethylene oligomers having the Shultz-Flory distribution [5]. The two-step process using the same catalyst is known as the Ethyl process (Albemarle Corp.) and the products have a Poisson distribution with a relatively narrow distribution. These processes required both a high reaction temperature and ethylene pressure due to the low catalytic activity of triethylaluminum [5].

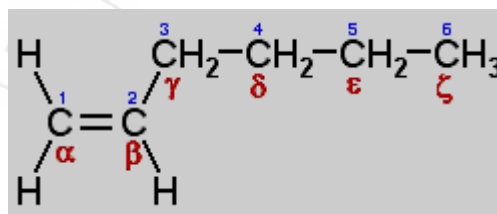


Figure 1: Structure of Ethylene-Alpha Olefin Copolymer

polymeric based composite materials are being used in many applications, such as automotive, sporting goods, marine, electrical, industrial, construction, household appliances, etc. Polymeric composites have high strength and stiffness, light weight, and high corrosion resistance. In the past decade, extensive research work has been carried out on the natural fiber reinforced composite materials in many applications. Natural fibers are available in abundance in nature and can be used to reinforce polymers to obtain light and strong materials. Natural fibers from plants are beginning to find their way into commercial applications such as automotive industries, household applications, etc. [7].

Composites, the wonder materials are becoming an essential part of today's materials due to the advantages such as low weight, corrosion resistance, high fatigue strength and faster assembly. They are extensively used as materials in making aircraft structures, electronic packaging to medical equipment and space vehicle to home building. There is much interest in the development of inexpensive composite polymers with an appropriate weight, appropriate electric conductivity and/or appropriate impact value for use with practical articles [8]. The importance of polymers is mainly because polymers are still regarded as a cheap alternative material that is manufactured easily. The intensive use of polymer in broad use has led to the development of materials for specific applications namely composites [9]. Ceramic materials are typically brittle, possess low dielectric strength and in many cases are difficult to be processed requiring high temperature. On the other hand, polymers are flexible, can be easily processed at low temperatures and exhibit high dielectric break down fields [8].

2. Experimental Part

Ethylene-Alpha Olefin solution was prepared by dissolving it in benzene by using magnetic stirrer in mixing process to get homogeneous. Composites of (Ethylene-Alpha Olefin - Al₂O₃) films are prepared by using casting method. The alumina (as a filler) are added to Ethylene-Alpha Olefin (as matrix) with different concentrations are (0,1,2,3 and 4) wt.% and mixed for 90 minutes to get more homogenous solution.

The resistivity was measured at room temperature using Keithley electrometer type 2400 sour meter. The volume electrical conductivity (ζ_v), defined by [10] :

$$\sigma_v = \frac{1}{\rho} = \frac{L}{R A} \quad \dots\dots\dots (1)$$

A = guard electrode effective area.

R = volume resistance (ohm).

L = average thickness of sample (cm).

In this model the electrodes have circular area $A = D^2\pi/4$ where $D = 0.5 \text{ cm}^2$.

In the frequency (f) range ($100-5 \times 10^6$) Hz at room temperature. The measured capacitance, C(w) was used to calculate the dielectric constant, $\epsilon'(w)$ using the following expression:

$$\epsilon'(w) = C(w) \frac{d}{\epsilon_0 A} \quad \dots\dots\dots (2)$$

Where (d) is sample thickness and (A) is surface area of the sample. whereas for dielectric loss $\epsilon''(w)$:

$$\epsilon''(w) = \epsilon' C(w) \times \tan \delta(w) \quad \dots\dots\dots (3)$$

Where $\tan \delta(w)$ is dissipation factor . The AC conductivity ζ_{ac} can be calculated by the following equation:

$$\sigma_{ac}(w) = \epsilon_0 w \epsilon'' \quad \dots\dots\dots (4)$$

3. Results and Discussion

Figure (2) shows the electrical volume conductivity as a function of the concentration of Al₂O₃ at a temperature of 30°C, it appears that the conductivity increases with the

increase of the Al₂O₃ additive concentration. The increase of conductivity with increasing concentration of Al₂O₃ is due to the increase of the charge carriers, which increase with the increase of filler contact [11].

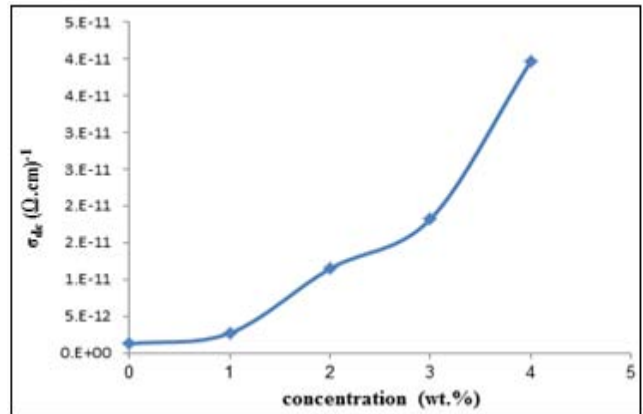


Figure 2: Variation of D.C. electrical conductivity with Al₂O₃ wt. % concentration for (Ethylene-Alpha Olefin - Al₂O₃) composite

Figure (3) shows the variation of dielectric constant for (Ethylene-Alpha Olefin - Al₂O₃) composites of different aluminum oxide concentration as function of frequency at room temperature. At low frequency region in addition to polarization due to Ethylene-Alpha Olefin and Al₂O₃, the space charge polarization plays a major role in increasing dielectric constant of composite [12]. The space charge polarization arises from the (Ethylene-Alpha Olefin - Al₂O₃) interfaces. The dielectric constant increases with weight fraction of Al₂O₃. The increase in dielectric constant with weight fraction of Al₂O₃ supports the fact of the space charge polarization contribution. The dielectric constant of composite increases with addition of Al [13].

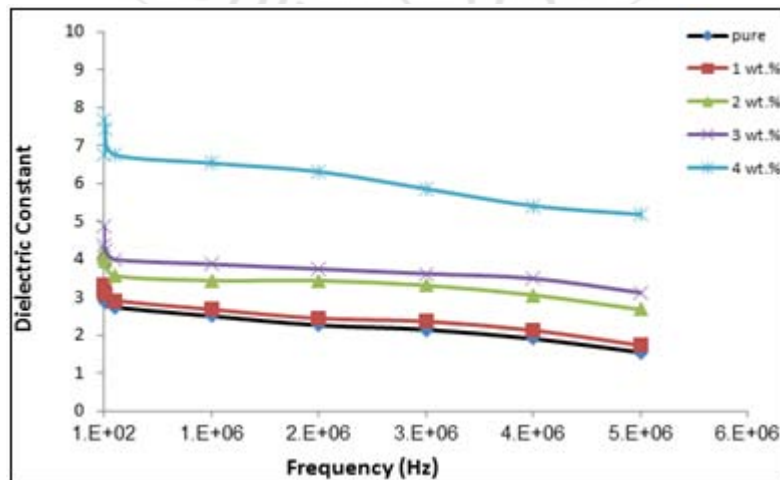


Figure 3: Variation dielectric constant with frequency for (Ethylene-Alpha Olefin - Al₂O₃) composite.

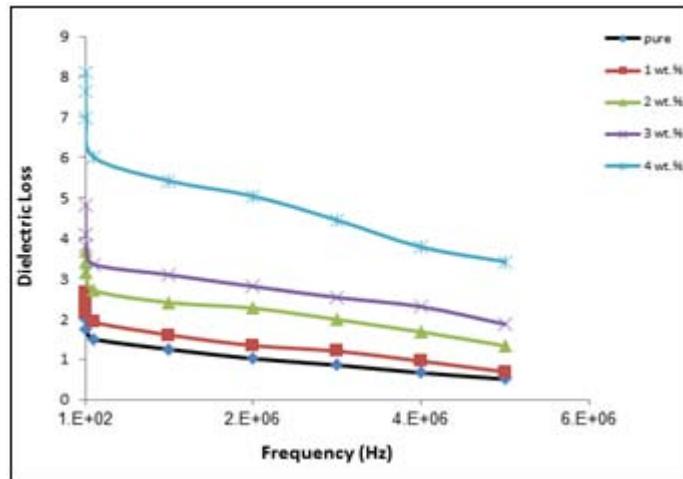


Figure 4: Variation of dielectric loss with frequency for (Ethylene-Alpha Olefin - Al_2O_3) composite

Figure (4) shows the variation of the dielectric loss of (Ethylene-Alpha Olefin - Al_2O_3) composites as a function of frequency at room temperature, the values of ϵ'' are high for frequencies, and decreasing with increasing frequency. The increasing of Al_2O_3 concentration increases the height of the peak and increasing its broadness for these specimens. This is due to the overlapping of relaxation

process which are attributed to some structural changes that take place in the composite as result of filler addition. The increasing of the peak height of ϵ'' with increasing Al_2O_3 concentration indicates the enhancement of conductivity in these specimens, i.e. enhancement of losses [14].

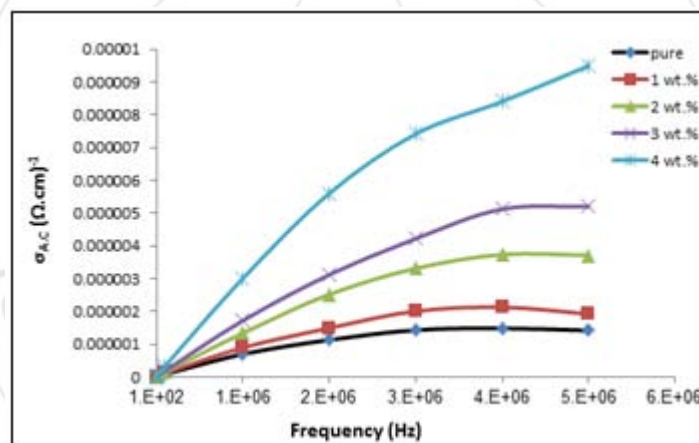


Figure 5: Variation of A.C electrical conductivity Frequency for (Ethylene-Alpha Olefin - Al_2O_3) composite

The variation of A.C electrical conductivity as a function of frequency for (Ethylene-Alpha Olefin - Al_2O_3) composites at room temperature is given in figure (5). The figure shows that in low and intermediate frequency region the electrical conductivity for all (Ethylene-Alpha Olefin - Al_2O_3) composites is increasing with frequency. But the higher frequency region is almost constant of A.C electrical conductivity with increasing angular frequency. The increasing of A.C electrical conductivity with angular frequency in the low frequency region can be attributed to the interfacial polarization [12]

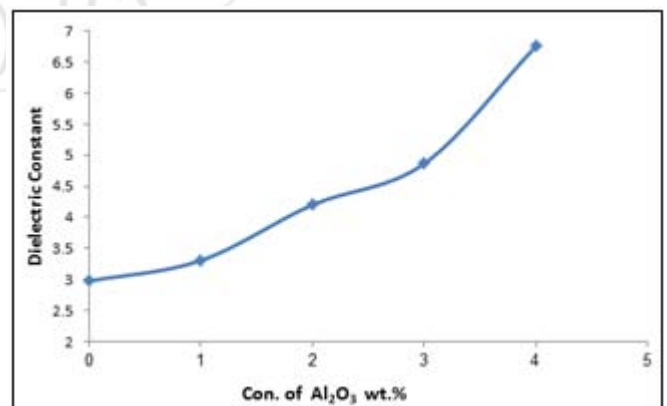


Figure (6): variation of the dielectric constant of (Ethylene-Alpha Olefin - Al_2O_3) composites with the concentration of aluminum particles at 100 Hz

The dielectric constant of composites increases with the increase of concentrations of the Al_2O_3 , this is due to the increase the dipoles charge [15], as shown in figure (6).

The dielectric loss is increased with the increase of concentrations of aluminum oxide particles as a result of the dipole charge increase [16] as shown in figure (7).

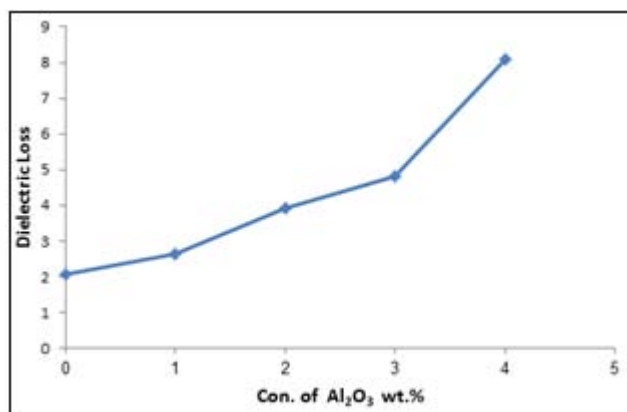


Figure 7: variation of dielectric loss of (Ethylene-Alpha Olefin - Al₂O₃) composites with the concentration of Al₂O₃ particles.

The conductivity increases with the increase of the concentrations of aluminum oxide particles as shown in figure (8), this due to forms a continuous network inside the in a composite [17].

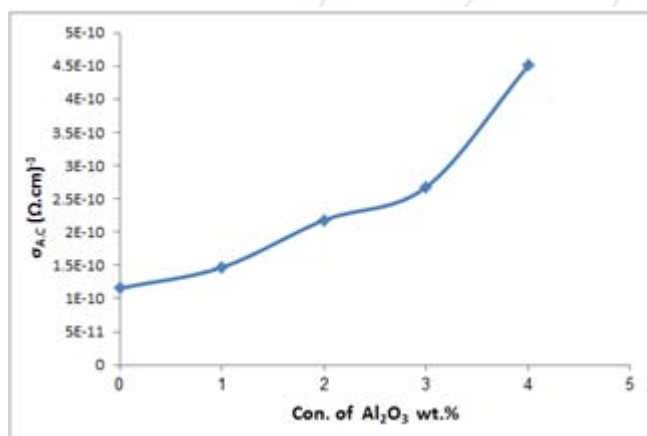


Figure 8: Variation of A.C electrical conductivity of (Ethylene-Alpha Olefin - Al₂O₃) composites with the concentration of Al₂O₃ nanoparticles

4. Conclusions

- 1) The dielectric constant of Ethylene-Alpha Olefin is decreasing with the increasing of the frequency, and increases with the increase of the aluminum oxide particles concentrations.
- 2) The dielectric loss of composites decreases with the increase of the frequency, and increases with the increase of the aluminum oxide particles concentrations.
- 3) The A.C electrical conductivity of (Ethylene-Alpha Olefin - Al₂O₃) composites increases with the increase of the concentration of aluminum oxide particles concentrations and frequency.
- 4) The D.C electrical conductivity of the Ethylene-Alpha Olefin increases by increasing the Al₂O₃ concentrations.

References

- [1] S. Brian Mitchell, "An Introduction To Materials Engineering And Science", A John Wiley & Sons, Inc., P.(99-100), (2004).
- [2] D.W. Callister, "Material Science and Engineering, An Introduction", Sixth Edition, Department of Metallurgical Eng., The University of Utah, John Wiley and Sons, Inc., USA, (2003).
- [3] M. Arifitekhkar, "Introduction to Composite Materials", BME 5001, (1999).
- [4] Kontos *et al*, "electrical relaxation dynamics in TiO₂-polymer matrix composites", *express polymer letters*, Vol.1, No.12, p(781-789), (2007).
- [5] Lappin G.R *et al*, "Higher Olefins; Kirk-Othmer Encyclopedia of Chemical Technology", Wiley & Sons, Inc., New York, NY, USA 2000, Vol.17, pp. 709-728.
- [6] Leeuwen P.W.N.M. *et al*, New processes for the selective production of 1-octene, "Coordin. Chem. Rev." 2011, 255.
- [7] Han-Seung Yang, *et al*, "Rice-husk flour filled polypropylene composites, mechanical and morphological study", *Composite Structures*, Vol.63, 305-312, (2004).
- [8] S. Devikala, P. Kamaraj and M. Arthanareeswari, "Conductivity and Dielectric Studies of PMMA Composites", *Chemical Science Transactions, India*, 2(S1), S129-S134, (2013).
- [9] M. Kryezewski, *Polym Sci Polym Symp (USA)*, Vol.50, No.359, (1975).
- [10] B. H. Rabee and A. Hashim, "Synthesis and Characterization of Carbon Nanotubes -Polystyrene Composites", *European Journal of Scientific Research*, Vol.60, No.2, pp. 229-236, (2011).
- [11] S. Bhattacharya *ET AL.*, *Electrical Properties of Graphite filled polymer composites*, Delhi, 2008.
- [12] Hamzah M., Saion E., Kassim A., Mahmud E. and Shahrin I., J. for the advancement of sci. Vol.1, No.1, P(9-14), (2009).
- [13] M. Hamzah, Saion E., Kassim A. and Yousuf M., "Temperature dependence of AC Electrical conductivity of PVA-PPy-FeCl₃ composites polymer Films", *MPJ*. Vol.3, No.2, p(24-31), Malaysia, (2008).
- [14] Revanasiddappa M., Raghavendra S.C., Khasim S. and Vishnuvardhan T. K., *J.Bull. Korean chem. Soc.* Vol.28, No.7, P(1104-1108), (2007).
- [15] Tantis, I., G.C. Psarras, D. Tasis, "Functionalized graphene - poly(vinyl alcohol) nanocomposites: Physical and dielectric properties", *Journal of Express Polymer Letters*, Vol.6, No.4: 283-292, (2012).
- [16] Shazia Farheen, R.D. Mathad, "Preparation, Characterizations and Conductivity of PEO-PMMA Based Polymer Blend Electrolyte for Lithium Ion Battery", *International Journal of Innovative Research in Science, Engineering and Technology*, (2014).
- [17] Noorhanim Ahad, Elias Saion and Elham Gharibshahi, "Structural, Thermal and Electrical Properties of PVA-Sodium Salicylate Solid Composite Polymer Electrolyte", *Journal of Nanomaterials*, Article ID 857569, 8 pages, doi:10.1155/2012/857569, (2012).